




Childsmile

National Headline Data

**Childsmile Evaluation & Research Team,
University of Glasgow**

December 2025



Contents

Executive summary	iii
List of tables	v
List of figures	v
Abbreviations	vii
Introduction	1
<i>Childsmile</i> Core – Nursery and School Supervised Toothbrushing	3
Participating establishments	3
<i>Childsmile</i> Nursery & School	6
Participating establishments	6
<i>Childsmile</i> Practice	25
Child referral and dental health support worker contact	25
Practice engagement	30
Delivery in dental practice	31
<i>Childsmile</i> workforce	35
Appendix 1: Definitions	36

Executive summary

This report presents longitudinal headline data for the integrated *Childsmile* programme at a national level. Where appropriate, data are presented by NHS Board and the Scottish Index of Multiple Deprivation (SIMD).

Childsmile Core – Nursery and School Supervised Toothbrushing

Participating establishments

- In the 2024/25 academic year, 2,469 pre-school establishments and 1,143 primary schools were participating in the *Childsmile* Core toothbrushing programme in Scotland. This was an increase on 2,458 pre-school establishments and 1,093 primary schools that were active during the previous academic year 2023/24 (Figs 1 & 2, p.3-4 and Tab 1 p.5).

Childsmile Nursery & School – Fluoride varnish application

Participating establishments

- 719 pre-school establishments and 767 primary schools were participating in the *Childsmile* Nursery and School fluoride varnish application (FVA) programme in Scotland during the 2024/25 academic year. This is a decrease in comparison with 2023/24 figures (728 pre-school establishments and 792 primary schools) (Fig 3, p.6 and Tab 2, p.7).

Educational establishments, nurseries and primary schools, are targeted in order to include those with the highest proportion of children living in the most deprived local quintile as defined by the Scottish Index of Multiple Deprivation (SIMD).

Consent rates

- During the 2024/25 academic year, the average consent rate in Scotland, as a proportion of targeted children, was 83% among nursery children (an increase of 1% in comparison with the 2023/24 figure) and 85% for primary school children (the same as the 2023/24 figure) (Figs 4 & 5, p.8-9)
- In the 2024/25 academic year consent rates varied between boards. The range was from 74% to 95% for nurseries and from 77% to 94% for primary schools (Tabs 3 & 4, p.10-11).

Fluoride varnish application rates

- Sixty six percent of targeted nursery children (n=28,575) received at least one fluoride varnish application in the 2024/25 academic year, which is 1% lower than in 2023/24 (Fig 4, p.8). In addition, 79% of targeted school children (n=92,380) received at least one fluoride varnish application in the 2024/25 academic year which is the same as 2023/24 (Fig 5, p.9).
- Variation in fluoride varnish application rates was evident across boards, the percentage of targeted children receiving *at least one* fluoride varnish application within 2024/25 academic year ranged from 55% to 87% in nurseries and from 70% to 91% in schools (Tabs 3 & 4, p.10-11).
- Thirty nine percent of targeted nursery children (n=28,575) received *two or more* fluoride varnish applications in the 2024/25 academic year (a 1% decrease in comparison with 2023/24) (Fig 4, p.8). In addition, 65% of targeted school children (n=92,380) received *two or more* fluoride varnish applications in the 2024/25 academic year (the same figure as the 2023/24 proportion) (Fig 5, p.9).
- The percentage of children receiving *two or more* fluoride varnish applications ranged from 25% to 56% for nurseries, and from 50% to 81% for primary schools across NHS Boards (as a percentage of targeted children, 2024/25 academic year) (Tabs 3 & 4, p.10-11).

The SIMD distribution of the proportion of nursery, and primary school, children who received a fluoride varnish application – as a percentage of all nursery and primary school, children who received fluoride varnishes (described for here for the most deprived [SIMD 1] only):

- Thirty seven percent of nursery children and 41% of school children in SIMD 1 received *at least one* fluoride varnish application within 2024/25 academic year (health board [local] SIMD 2020v2) (Figs 6 & 7, p.14-15).

- Similarly, 37% of nursery children and 40% of school children in SIMD 1 received *two or more* fluoride varnish applications (health board [local] SIMD 2020v2) (Figs 6 & 7, p.14-15).

The SIMD distribution of the proportion of nursery aged children, and P1-P4 school children, who received fluoride varnish – as a percentage of all nursery aged children, and all P1-P4 school, children residing in the most deprived [SIMD 1] category.

- Thirty one percent of the whole population of three to four-year-old nursery school children (n=22,856) residing in the most deprived SIMD 1 quintile received *at least one* fluoride varnish application in the 2024/25 academic year, and 18% received *two or more* fluoride varnish applications (health board (local) SIMD 2020v2) (Figs 8 & 9, p.16 & 18 and Tab 6, p.21).
- Fifty four percent of the whole population of P1-P4 aged children residing in SIMD 1 quintile received *at least one* fluoride varnish application in the 2024/25 academic year. In addition, 43% received *two or more* fluoride varnish applications (health board [local] SIMD 2020v2) (Fig 10 & 11, p.19-20 and Tab 6, p. 21).

Childsmile Practice

Child referral and Dental Health Support Worker contact

- A total of 11,203 children in Scotland were recorded on the *Childsmile*@HIC system as being referred to a Dental Health Support Worker in the 2024/25 financial year – a 9% decrease in comparison with the number in 2023/24 (12,357 children) (Fig 14, p.25).
- A total of 12,270 children were successfully contacted by a Dental Health Support Worker in the 2024/25 financial year – a decrease of 9% in comparison with 2023/24 (13,443 children) (Fig 14, p.25).
- In the 2024/25 financial year the majority of children were referred to Dental Health Support Workers by a Health Visitor (7,879 children); 2,187 children were via an 'other' source; 148 children from a dentist; 208 children via a clinic; 311 children by NHS-24; 198 children were self-referrals; and for 272 children the type of referral was not specified (Fig 15, p.27).
- There were 12,090 children with at least one kept DHSW appointment in the 2024/25 financial year; 190 families who refused *Childsmile*; 84 families that could not be contacted; and for 863 families the end result was an 'FTA / Not at home' (Fig 16, p.28).
- Of the 12,090 children with at least one kept appointment; 10,545 had their first kept appointment within the financial year; while 1,923 children had their second kept appointment and 768 children had their third (or greater) kept DHSW appointment within 2024/25 (Fig 17, p.29).

Dental Practice engagement

- Ninety four percent (973/1,040) of independent contractor General Dental Service practices were delivering Enhanced Preventive Advice & Treatment (including *Childsmile*) in the 2024/25 financial year (the proportion in the previous financial year was 93%; 959 from a total of 1,032 establishments) (Tab 10, p.30).

Delivery in dental practice

- Ninety nine percent of zero to two-year-olds who were registered (60,777) with an NHS dentist in Scotland received one count of EPA&T (inc. *Childsmile*) in Practice from 01 April 2024 – 31 March 2025 (NHS Board range: 52%-114%) and 71% of three to five-year-olds registered with an NHS dentist (123,218) receiving EPA&T (inc. CS) in practice during the same period (NHS Board range: 34%-77%) (Tabs 11 & 12, p. 31-32).

Childsmile Workforce

- Seven *Childsmile* training courses were provided during the 2024/25 financial year, and these taught a total of 23 Dental Health Support Workers and 69 Extended Duty Dental Nurses (Fig 20, p.35). For comparison, in the 2023/24 financial year eight courses ran with 22 Dental Health Support Workers and 81 Extended Duty Dental Nurses trained.

List of tables

Table 1 Pre-school educational establishments and primary schools participating in <i>Childsmile</i> Core toothbrushing programme (as a percentage of the total number of pre-school establishments / LA primary schools) by NHS Board – Scotland, 2024/25 academic year.	5
Table 2: Numbers of nurseries and primary schools participating in fluoride varnish programme – by NHS Board, 2020/21-2024/25 academic years.	7
Table 3: Targeting, consent and fluoride varnish application rates – <i>Childsmile</i> Nursery, by NHS Board, 2024/2025 academic year.	10
Table 4: Consent and fluoride varnish application rates – <i>Childsmile</i> School (as a % of the total number of targeted children in participating schools) – by NHS Board, 2024/2025 academic year. ...	11
Table 5: P1-P4 and P1-P2 targeting, consent and fluoride varnish application rates – <i>Childsmile</i> School, by NHS Board, 2024/2025 academic year.	12
Table 6 Proportion of population of nursery and P1-P4 children receiving at least one fluoride varnish application / one fluoride varnish application only / two or more fluoride varnish applications, by local SIMD – Scotland, 2024/2025 academic year.	21
Table 7 Proportion of population of nursery and P1-P4 children receiving at least one fluoride varnish application / one fluoride varnish application only / two or more fluoride varnish applications, by *National SIMD – Scotland, 2024/2025 academic year.	23
Table 8: Additional support needs children receiving fluoride varnish application, by NHS Board, 2024/2025 academic year.	24
Table 9: DHSW: Child referrals, contacts, practice appointments made and children registered with own dentist – by NHS Board, 2024/2025 financial year.	26
Table 10: Independent contractor GDS practices delivering Enhanced preventative advice & treatment (inc. <i>Childsmile</i>) – Scotland, by NHS Board, from April 2024 to March 2025.	30
Table 11: Zero to two-year-old children registered with an NHS dentist and the percentage receiving one count of Enhanced preventative advice & treatment (inc. <i>Childsmile</i>) – Scotland by NHS Board, from April 2024 to March 2025.	31
Table 12: Three to five-year-old children registered with an NHS dentist and the percentage receiving one count of Enhanced preventative advice & treatment (inc. <i>Childsmile</i>) – Scotland by NHS Board, from April 2024 to March 2025.	32

List of figures

Figure 1: Nurseries participating in toothbrushing programme in Scotland academic years, 2020/21-2024/25.	3
Figure 2: Primary schools participating in toothbrushing programme in Scotland academic years, 2020/21-2024/25.	4
Figure 3: Nurseries and primary schools participating in fluoride varnish programme in Scotland, 2020/21-2024/25 academic years.	6
Figure 4: Nursery Consent and fluoride varnish application rates (as a % of the total number of children in participating nurseries) – Scotland, 2020/21-2024/25 academic years.	8
Figure 5: School Consent and fluoride varnish application rates (as a % of the total number of targeted children in participating schools) – Scotland, 2020/21-2024/25 academic years.	9
Figure 6: Nursery children receiving <i>at least one</i> and <i>two or more</i> fluoride varnish applications by SIMD quintile - Scotland, 2020/21-2024/25 academic years.	14

Figure 7: Primary school children receiving <i>at least one</i> and <i>two or more</i> fluoride varnish applications by SIMD quintile - Scotland, 2020/21-2024/25 academic years.	15
Figure 8: Proportion of population of nursery aged (3-4-years-old) children in each SIMD (local) quintile who received at least one fluoride varnish application – Scotland, 2020/21-2024/25 academic years.....	16
Figure 9: Proportion of population of nursery children (3-4-years-old) in each SIMD (local) quintile who received two or more fluoride varnish applications – Scotland, 2020/21-2024/25 academic years.	18
Figure 10: Proportion of the whole population of P1-P4 age children in each SIMD (local) quintile who received at least one fluoride varnish application – Scotland, 2020/21-2024/25 academic years.	19
Figure 11: Proportion of the whole population of P1-P4 age children in each SIMD (local) quintile who received two or more fluoride varnish applications – Scotland, 2020/21-2024/25 academic years.	20
Figure 12: Proportion of population of nursery (3–4-year-olds) and P1-P4 children receiving at least one fluoride varnish application, by national SIMD – Scotland, 2024/2025 academic year.	22
Figure 13: Proportion of population of nursery (3–4-year-olds) and P1-P4 children receiving two or more fluoride varnish applications, by national SIMD – Scotland, 2024/2025 academic year.	22
Figure 14: DHSW: Child referrals, contacts, practice appointments made and children registered/will register with own dentist – Scotland, 2020/21-2024/25 financial years.	25
Figure 15: Number of children referred to DHSW by source, location, service etc. – Scotland, 2024/2025 financial year.	27
Figure 16: Children successfully contacted and not contacted by DHSW, and families who refused <i>Childsmile</i> , by national SIMD of child – Scotland, 2024/2025 financial year.	28
Figure 17: Children with different numbers of kept DHSW appointments by national SIMD of child – Scotland, 2024/2025 financial year.	29
Figure 18: Zero to two- and three to five-year-old children registered with an NHS dentist and the proportion receiving one count of Enhanced preventative advice & treatment (inc. <i>Childsmile</i>) – Scotland by national SIMD, from April 2024 to March 2025.	33
Figure 19: Zero to two- and three to five-year-old children registered with an NHS dentist and the proportion receiving the total count (one count or two or more counts) of Enhanced preventative advice & treatment (inc. <i>Childsmile</i>) – Scotland by national SIMD, from April 2024 to March 2025.	34
Figure 20: NES <i>Childsmile</i> training courses and staff trained – Scotland, 2020/21-2024/25 financial years.....	35

Abbreviations

List of abbreviations of NHS Board names

AA	Ayrshire & Arran
B	Borders
DG	Dumfries & Galloway
F	Fife
FV	Forth Valley
G	Grampian
GGC	Greater Glasgow & Clyde
H	Highland
La	Lanarkshire
Lo	Lothian
O	Orkney
S	Shetland
T	Tayside
WI	Western Isles
Sco	Scotland

Other abbreviations

ASN	Additional Support Needs
CHSP-PS	Child Health Surveillance Programme Pre-School system
DHSW	Dental Health Support Worker
EDDN	Extended Duty Dental Nurse
EPA&T	Enhanced Preventative Advice & Treatment (Including Childsmile)
FVA	Fluoride Varnish Application
GDS	General Dental Services
HIC	Health Informatics Centre
ISD	Information Services Division
NES	NHS Education for Scotland
P	Primary school year groups (e.g., P4 – Primary 4)
PCDS	Primary Care Dental Services
PDS	Public Dental Service
PHS	Public Health Scotland
SDR	Statement of Dental Remuneration
SIMD	Scottish Index of Multiple Deprivation

Introduction

This report presents headline data for the integrated *Childsmile* programme at a national level. Where appropriate, data are presented by NHS Board and Scottish Index of Multiple Deprivation (SIMD). A key aim of the report is to show progress over time for all components of the programme.

Childsmile National Headline Data reports are usually produced and circulated once a year. However, the report for 2019-2020 was compiled but not distributed, and similarly the 2020-2021 activity data were collected but not reported in 2021. In both cases this was because of the effects of the SARS-CoV-2 pandemic on the activities of the *Childsmile* programme and the evaluation of this programme. The Report for 2021-2022 was compiled and published in January 2023.

Data for the *Childsmile* Core (Nursery and School Supervised Toothbrushing), Nursery and School sections of this report correspond to the academic year (for the purposes of this report an academic year is from 1 July to 30 June). Data for *Childsmile* Community & Practice are given by financial year (1 April to 31 March) except for the 2023/24 report, where these are restricted to the period from 1st of November 2023 to 31st March 2024 due to changes in the SDR which are detailed below.

This report covers the following periods:

- *Childsmile* Core and *Childsmile* Nursery & School: 2020/21 to 2024/25 academic years (data from the Health Informatics Centre [HIC], University of Dundee)
- *Childsmile* Community & Practice – DHSW data: 2020/21 to 2024/25 financial years (data from HIC)
- *Childsmile* Community & Practice – PCDS data: 2020/21 to 2024/25 financial years (data from Public Health Scotland [PHS])
- *Childsmile* Workforce – training figures: 2020/21 to 2024/25 financial years (data from NHS Education for Scotland [NES])

Data availability

The data covering the most recent five-year period are presented in each report. For earlier data, please refer to previously published reports (available at:

<https://www.childsmile.nhs.scot/professionals/resources/research-publications/>) or contact the *Childsmile* evaluation team.

Negative toothbrushing consent

In August 2016 positive consent (opt-in) to the toothbrushing segment of the *Childsmile* programme was replaced with negative consent (opt-out). Namely, all children attending a toothbrushing establishment are considered to have consented to toothbrushing unless the parent indicates that they do not wish their child to take part. Consequently, currently there is no individual level toothbrushing data being recorded on the *Childsmile*@HIC system.

Delivery of fluoride varnish in NHS Orkney, NHS Shetland and NHS Western Isles

There are different arrangements for delivery of fluoride varnish in nurseries and schools in NHS Orkney, NHS Shetland, and NHS Western Isles. From January 2011 **all** children in nurseries and schools up to P2 (inclusive) are targeted to receive fluoride varnish through *Childsmile* Nursery/School components of the programme, whereas children in school years P3 to P7 are followed up through *Childsmile* Practice. The monitoring of these P3 to P7 children started in January 2011 in NHS Orkney, April 2011 in NHS Shetland, and August 2011 in NHS Western Isles.

Since the incorporation of *Childsmile* Practice interventions into the SDR (Statement of Dental Remuneration) on 1 October 2011, data from GP17(0) forms that were recording the delivery of fluoride varnish to P3-P7 children through *Childsmile* Practice (i.e., in NHS Orkney, NHS Shetland and NHS Western Isles) have been unavailable.

Measure of deprivation

The measure of deprivation used throughout this report is the Scottish Index of Multiple Deprivation (SIMD) population-weighted quintile (a quintile describes a fifth of the population), with SIMD 1 being the most deprived quintile and SIMD 5 the least deprived quintile.

SIMD2012 was used for the 2014/2015 report, SIMD2016 for the reports from 2015/2016-2021/2022, and SIMD2020v2 was used when reporting the 2022/2023-2024/2025 data. "NHS Board (local) SIMD" is used for *Childsmile* Nursery and School and "National (Scotland) SIMD" for *Childsmile* Practice (to be consistent with the SDR payment arrangements with General Dental Services [GDS] practices).

Population baselines

The population baselines in this report are based on Small Area Population Estimates (by Health Board and by Datazone) as at 30 June within each reporting year. However, delays in processing the Scottish Census (which was moved from 2021 to 2022 due to the COVID-19 pandemic) affected publication of these estimates. Population estimates (by Health Board) for mid-2024 were published on 14th August 2025 and the Small Area Population Estimates by Data Zone were published on 21st November 2024 and are for the population at mid-2022 only. This report will use Mid-2024 population estimates and mid-2022 small area population estimates in the appropriate tables.

The population estimates are provided by the National Records of Scotland (NRS; <http://www.nrscotland.gov.uk>). The estimates can be found online at: <https://www.opendata.nhs.scot/dataset/population-estimates>.

Changes to the Statement of Dental Remuneration from November 2024

Childsmile Practice interventions were incorporated into the SDR by the Scottish Government on 1 October 2011. The PCDS data provided by PHS are given by financial year (1st April to 31st March) and are based on treatments undertaken and paid during that period.

Changes to payment codes in the SDR took effect on 01 November 2023 (with no overlap with the previous codes). A new payment code 'Enhanced preventive advice and treatment (EPA&T) (including Childsmile)' was created and this must include oral hygiene instruction, toothbrushing demonstration and may include, where appropriate, a range of other health promotion advice and the application of fluoride varnish. As a result, fluoride varnish, toothbrushing instruction and dietary advice are no longer claimed separately and are reported as one code. For the purposes of the 2024 publication, we reported data for this code from its inception on 1st November 2023 to the end of the financial year, 31st March 2024. This publication will report these data for the full financial year of April 1st 2024, to March 31st, 2025.

Definitions

Please refer to Appendix 1 which shows definitions for terms used throughout this report.

Childsmile Core – Nursery and School Supervised Toothbrushing

Please refer to Appendix 1 for definitions of terms used throughout this report.

Childsmile Core data are presented by academic year.

Participating establishments

According to the data that is recorded on the *Childsmile@HIC* system, 2,469 pre-school establishments and 1,143 primary schools were participating in the *Childsmile* Core toothbrushing programme in Scotland during the 2024/25 academic year.

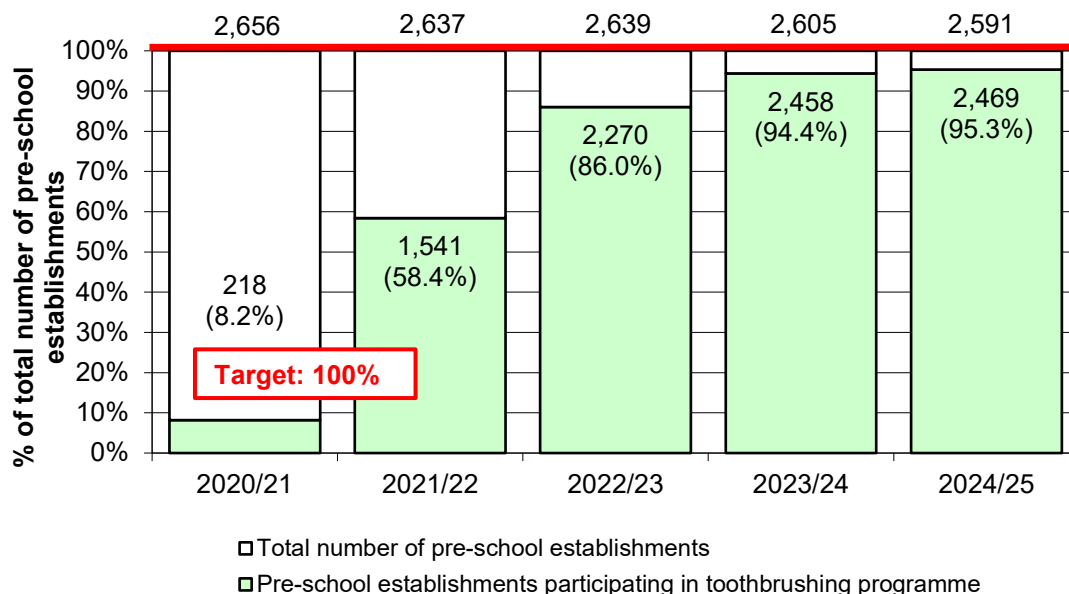


Figure 1: Nurseries participating in toothbrushing programme in Scotland academic years, 2020/21-2024/25.

NOTES:

- 1) Pre-school establishments / primary schools participating in the toothbrushing programme (*Childsmile* Core) are those pre-school establishments that had at least one toothbrushing monitoring contact recorded on the *Childsmile@HIC* system within the period July 2024 to June 2025.
- 2) The total numbers of pre-school establishments were provided by the *Childsmile* teams in NHS Boards up to 30th July 2025 (where data was unavailable figs from the previous year were used).
- 3) Percentages that exceed 100 are due to a mismatch between figures provided by *Childsmile* teams and those recorded on the HIC system, i.e. *Childsmile* teams have underestimated the number of establishments providing toothbrushing in their area.
- 4) Total numbers of local authority primary schools as at July 2025: were obtained here: <https://www.gov.scot/publications/school-contact-details/>.
- 5) The target is to offer toothbrushing programme to all nurseries (100%) and at least 20% of P1 and P2 classes in those schools situated in areas with the highest level of need.

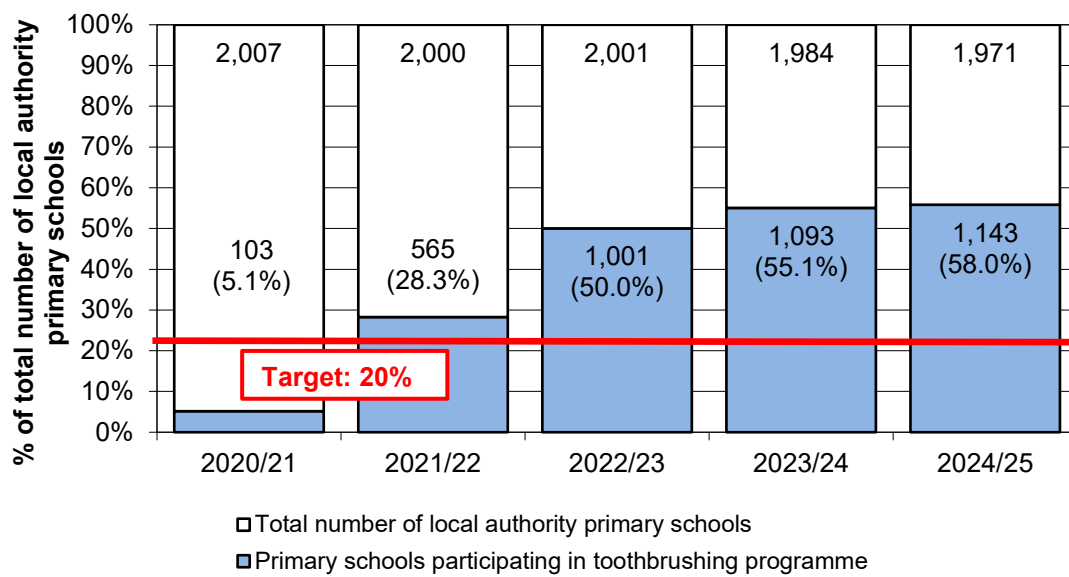


Figure 2: Primary schools participating in toothbrushing programme in Scotland academic years, 2020/21-2024/25.

NOTES: Please see notes for Figure 1.

Table 1 Pre-school educational establishments and primary schools participating in *Childsmile* Core toothbrushing programme (as a percentage of the total number of pre-school establishments / LA primary schools) by NHS Board – Scotland, 2024/25 academic year.

Health Board	Total number of pre-school establishments	Pre-school establishments participating in toothbrushing programme		Total number of LA primary schools	Primary schools participating in toothbrushing programme	
		n	% of total		n	% of total
AA	151	150	99.3%	130	111	85.4%
B	68	68	100.0%	56	31	55.4%
DG	85	70	82.4%	89	69	77.5%
F	161	154	95.7%	132	45	34.1%
FV	126	127	100.8%	103	88	85.4%
G	325	294	90.5%	232	93	40.1%
GGC	462	420	91.0%	303	265	87.5%
H	264	244	92.4%	238	109	45.8%
La	292	288	98.6%	244	155	63.5%
Lo	386	389	100.8%	224	83	37.1%
O	20	17	85.0%	20	18	90.0%
S	21	20	95.2%	26	25	96.2%
T	209	209	100.0%	153	32	20.9%
WI	21	19	90.5%	21	19	90.5%
Total	2,591	2,469	95.3%	1,971	1,143	58.0%

LA – Local Authority

NOTES:

- 1) Data for NHS Boards will be partial, if not all of the monitoring contacts with the establishments participating in the toothbrushing programme were entered onto the *Childsmile*@HIC system. Percentages that exceed 100% in column three are most likely due to underreporting in the baseline figures returned NHS Boards

Childsmile Nursery & School

Please refer to Appendix 1 for definitions of terms used throughout this report.

Childsmile Nursery & School data are presented by academic year.

Reporting unique children from a record-based system: As HIC uses a system based on linked records (i.e., consent constitutes one record and all activity linked with that consent is recorded) a child may have more than one record for any reporting period. For example, a child may be listed on more than one class list or have completed more than one consent form. This affects the data completeness/consistency, e.g., the Scotland total, which reports each unique child, may not be the sum of the NHS Board data. It has not been possible to estimate and report the extent to which this affects the data in this report.

The targeted Fluoride Varnish component of the programme: Educational establishments, nurseries and primary schools, are targeted in order that those with the highest proportion of children living in the most derived local quintile as defined by the Scottish Index of Multiple Deprivation (SIMD).

Children under three years of age: The Childsmile Nursery programme includes children of three years and upwards in all targeted nurseries. Some NHS Boards, but not all, offer fluoride varnish to a small number of two-year-old children attending targeted nurseries. To ensure that population rates are comparable across all NHS Boards, the data for two-year-old children, namely records of children who were under three years old at the end of February of each reporting year, are excluded from the Childsmile Nursery & School section.

Age filter for Childsmile Nursery & School data: A new age filter has been applied when reporting Childsmile Nursery & School since 2016/17. The new age filter for reporting Nursery (3-4 years old), P1-P2 (5-6 years old) and P1-P4 (5-8 years old) data is based on the individual child's date of birth, rather than on class lists uploaded onto the Childsmile@HIC system, as it was the case before. Consequently, the 2016/17-2024/25 data for Nursery, P1-P2 and P1-P4 are not directly comparable with the previous years' data.

Participating establishments

In the 2024/2025 academic year, 719 nurseries and 767 primary schools were participating in the fluoride varnish programme.

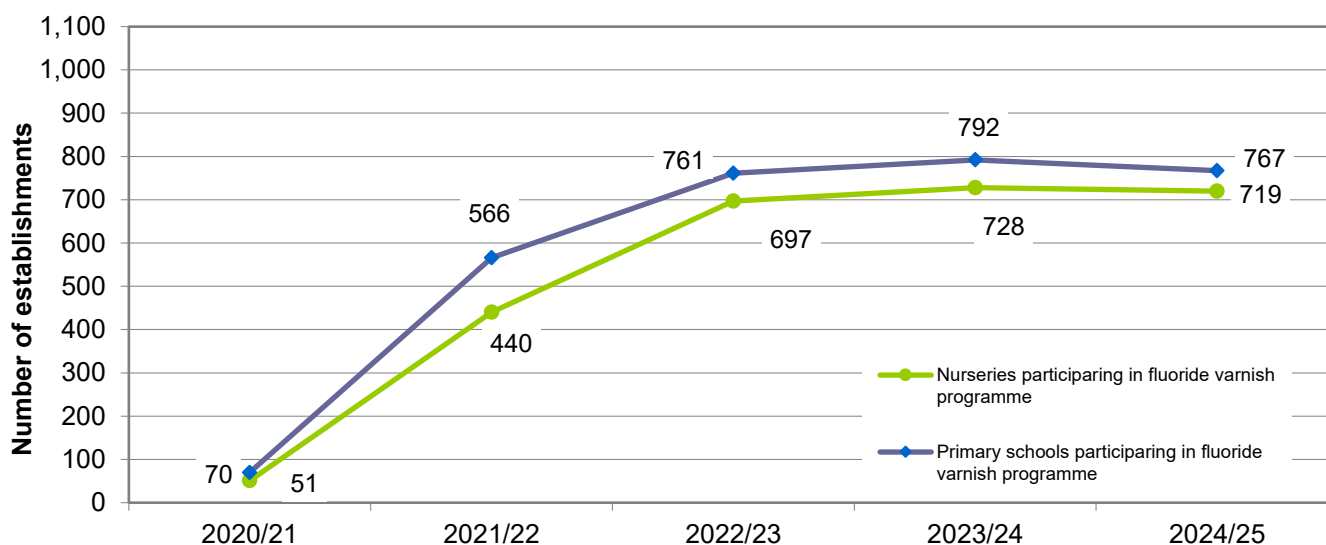


Figure 3: Nurseries and primary schools participating in fluoride varnish programme in Scotland, 2020/21-2024/25 academic years.

The breakdown by NHS Board is shown in the table below:

Table 2: Numbers of nurseries and primary schools participating in fluoride varnish programme – by NHS Board, 2020/21-2024/25 academic years.

NHS Board	Number of participating nurseries					Number of participating primary schools				
	20/21	21/22	22/23	23/24	24/25	20/21	21/22	22/23	23/24	24/25
AA	0	24	56	57	51	0	30	66	69	61
B	1	4	8	8	8	1	5	9	8	8
DG	0	0	1	10	10	0	0	1	11	10
F	0	0	0	0	0	0	0	46	46	41
FV	0	17	17	17	18	0	27	27	29	31
G	0	35	51	57	53	1	46	44	49	47
GGC	49	124	158	155	154	64	144	160	159	156
H	1	36	57	57	59	2	42	63	64	59
La	0	130	190	206	208	1	134	178	185	185
Lo	0	3	76	77	76	1	65	81	81	80
O	0	20	20	21	21	0	19	19	20	20
S	0	23	21	22	20	0	28	25	27	25
T	0	24	20	20	20	0	25	23	23	23
WI	0	0	22	21	21	0	1	19	21	21
Scotland	51	440	697	728	719	70	566	761	792	767

NOTES:

1) NHS Boards based on the boundaries as at 1st April 2019.

Consent and fluoride varnish application rates

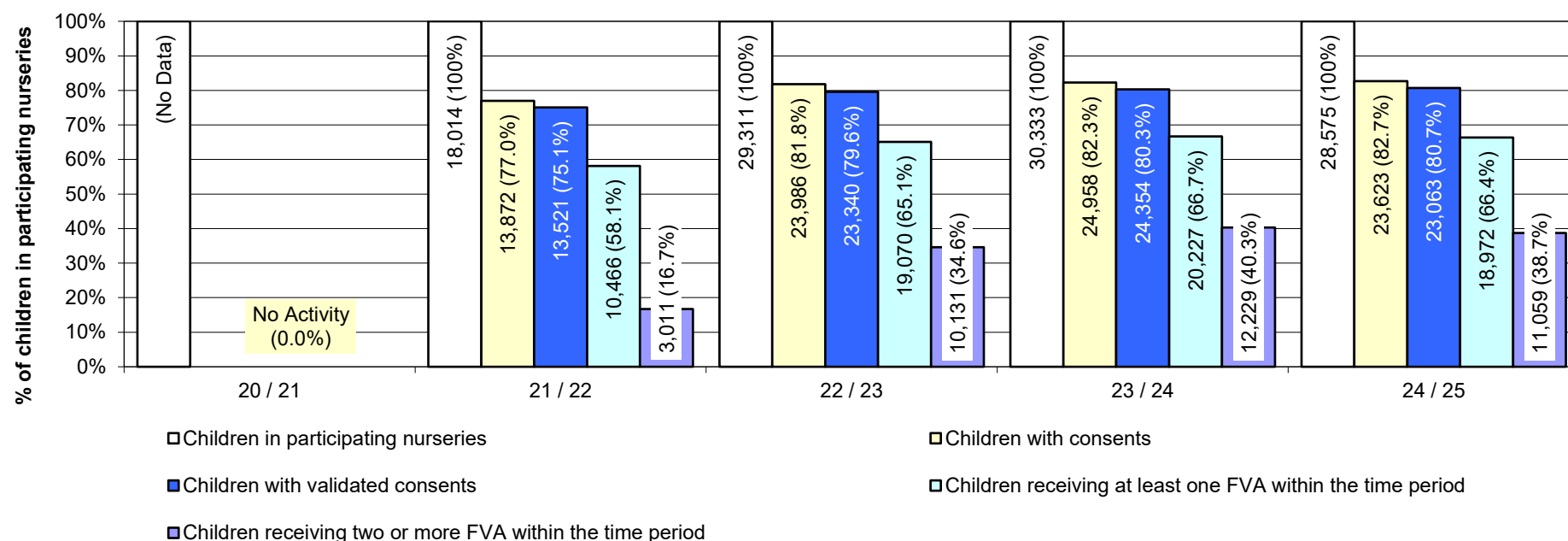


Figure 4: Nursery Consent and fluoride varnish application rates (as a % of the total number of children in participating nurseries) – Scotland, 2020/21-2024/25 academic years.

NOTES:

- Figure 4 presents children with consents, children with validated consents, children receiving at least one FVA and children receiving two or more FVAs as a % of the **total number** of children aged 3 years and over in participating nurseries (establishments [nurseries and schools] are targeted in order of those with the highest proportion of children living in the most deprived local quintile as defined by SIMD).
For example, for 2021/2022 academic year the number of 3–4-year-old targeted children in participating nurseries equals 18,014 (100%), of those 13,872 (77.0%) children were consented for FVA, 13,521 (75.1%) had validated consents, 10,466 (58.1%) received at least one FVA and 3,011 (16.7%) children received two or more FVAs.
- The total number of children in participating nurseries is derived from *Childsmile@HIC* system class lists using an additional date of birth-based age filter. There may be some underreporting of the number of children in participating nurseries due to inability to obtain all class lists in full, and over-reporting if children attend more than one targeted nursery.
- A new age filter has been applied when reporting *Childsmile* Nursery & School 2016/17-2024/25 data. The new age filter for reporting Nursery (3-4 years old), P1-P2 (5-6 years old) and P1-P4 (5-8 years old) data is based on the individual child's date of birth, rather than on class lists uploaded onto the *Childsmile@HIC* system, as it was the case before. Consequently, the 2016/17–2024/25 data for Nursery, P1-P2 and P1-P4 are not directly comparable with the previous years' data.
- The way the number of targeted children in participating nurseries/schools is calculated has been changed for the 2015/16–2024/25 data. Previously it had been based on an actual date of adding and a date for removing the child to/from a class list, which for 2015/16–2024/25 data was replaced with a session year and number (where Session 1 is the period July to December and Session 2 is January to June each year) of adding and removing the child to/from a class list. Due to this, the 2015/16–2024/25 proportions of children with consents, with validated consents and those receiving fluoride varnish is not directly comparable with the previous years' proportions.

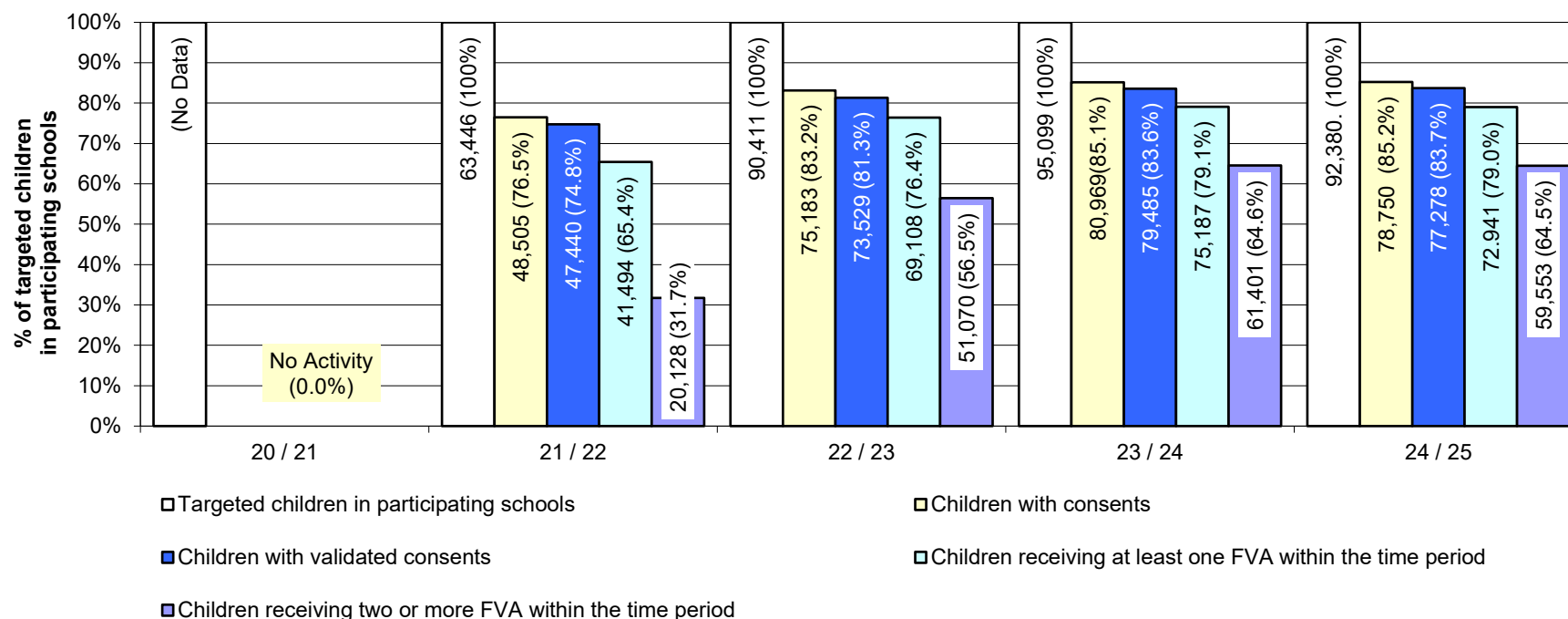


Figure 5: School Consent and fluoride varnish application rates (as a % of the total number of targeted children in participating schools) – Scotland, 2020/21-2024/25 academic years.

NOTES:

- Figure 5 presents children with consents, children with validated consents, children receiving at least one FVA and children receiving two or more FVAs as a % of the total number of targeted children in participating primary schools. "Targeted children" will be those in the primary years' groups reached by *Childsmile* teams in schools, e.g. *Childsmile* teams may have reached up to P5 classes and children in P1, P2, P3, P4 and P5 will be included.
For example, for 2021/2022 academic year the number of targeted children in participating primary schools equals 63,446 (100%), of those 48,505 (76.5%) children were consented for FVA, 47,440 (74.8%) had validated consents, 41,494 (65.4%) received at least one FVA and 20,128 (31.7%) children received two or more FVAs.
- The number of targeted children in participating schools is derived from *Childsmile@HIC* system class lists. There may be some underreporting of the number of targeted children in participating schools due to inability to obtain all class lists in full.
- The way the number of targeted children in participating nurseries/schools is calculated has been changed for the 2015/16–2024/25 data. Previously it had been based on an actual date of adding and a date for removing the child to/from a class list, which for 2015/16–2024/25 data was replaced with a session year and number (where Session 1 is the period July to December and Session 2 is January to June each year) of adding and removing the child to/from a class list. Due to this, the 2015/16–2024/25 proportions of children with consents, with validated consents and those receiving fluoride varnish is not directly comparable with the previous years' proportions.

Table 3: Targeting, consent and fluoride varnish application rates – *Childsmile* Nursery, by NHS Board, 2024/2025 academic year.

NHS Board	Population of 3–4-year-old children in NHS board (baseline)	Number of targeted nursery children in participating schools		Nursery children with consents		Nursery children with validated consents		Nursery children receiving at least one FVA			Nursery children receiving one only FVA			Nursery children receiving two or more FVAs		
		T	% of P	C	% of T	n	% of T	n	% of T	% of C	n	% of T	% of C	n	% of T	% of C
AA	6,392	2,299	36.0%	1,712	74.5%	1,676	72.9%	1274	55.4%	74.4%	697	30.3%	40.7%	577	25.1%	33.7%
B	1,952	280	14.3%	253	90.4%	248	88.6%	226	80.7%	89.3%	74	26.4%	29.2%	152	54.3%	60.1%
DG	2,376	458	19.3%	394	86.0%	392	85.6%	363	79.3%	92.1%	115	25.1%	29.2%	248	54.1%	62.9%
F	6,750	0	0.0%	0	0.0%	0	0.0%	0	0.0%	0.0%	0	0.0%	0.0%	0	0.0%	0.0%
FV	5,443	869	16.0%	828	95.3%	819	94.2%	758	87.2%	91.5%	271	31.2%	32.7%	487	56.0%	58.8%
G	11,418	1,953	17.1%	1,634	83.7%	1,619	82.9%	1314	67.3%	80.4%	529	27.1%	32.4%	785	40.2%	48.0%
GGC	22,667	7,371	32.5%	6,061	82.2%	5,760	78.1%	4664	63.3%	77.0%	2,031	27.6%	33.5%	2,633	35.7%	43.4%
H	5,230	1,476	28.2%	1,154	78.2%	1,136	77.0%	977	66.2%	84.7%	353	23.9%	30.6%	624	42.3%	54.1%
La	13,427	8,991	67.0%	7,176	79.8%	7,120	79.2%	5831	64.9%	81.3%	2,520	28.0%	35.1%	3,311	36.8%	46.1%
Lo	17,532	2,776	15.8%	2,625	94.6%	2,540	91.5%	2091	75.3%	79.7%	730	26.3%	27.8%	1,361	49.0%	51.8%
O	405	376	92.8%	319	84.8%	310	82.4%	252	67.0%	79.0%	90	23.9%	28.2%	162	43.1%	50.8%
S	389	367	94.3%	349	95.1%	339	92.4%	282	76.8%	80.8%	137	37.3%	39.3%	145	39.5%	41.5%
T	7,598	989	13.0%	805	81.4%	802	81.1%	682	69.0%	84.7%	275	27.8%	34.2%	407	41.2%	50.6%
WI	378	370	97.9%	313	84.6%	302	81.6%	258	69.7%	82.4%	91	24.6%	29.1%	167	45.1%	53.4%
Sco	101,957	28,575	28.0%	23,623	82.7%	23,063	80.7%	18,972	66.4%	80.3%	7,913	27.7%	33.5%	11,059	38.7%	46.8%

NOTES:

- 1) Table 3 presents number of 3–4-year-old children in population, and the numbers of 3–4-year-old nursery children targeted, consented and receiving FVA.
- 2) A new age filter has been applied when reporting *Childsmile* Nursery & School 2016/17-2024/25 data. The new age filter for reporting Nursery (3-4 years old), P1-P2 (5-6 years old) and P1-P4 (5-8 years old) data is based on the individual child's date of birth, rather than on class lists uploaded onto the *Childsmile@HIC* system, as it was the case before. Consequently, the 2016/17–2024/25 data for Nursery, P1-P2 and P1-P4 are not directly comparable with the data presented in previous reports.
- 3) The population baselines in these reports are based on Small Area Population Estimates produced by National Records of Scotland (NRS) as at 30 June within each reporting year. We have used the mid-year population, Mid 2024 (30th June) as baseline for this table.
- 4) NHS Boards based on the boundaries as at April 2019.

Table 4: Consent and fluoride varnish application rates – *Childsmile* School (as a % of the total number of targeted children in participating schools) – by NHS Board, 2024/2025 academic year.

NHS Board	Population baseline (up to whatever primary year reached in each HB)	Targeted children in participating schools		Primary school children with consents		Primary school children with validated consents		Children receiving <i>at least one</i> FVA			Children receiving <i>one only</i> FVA			Children receiving <i>two or more</i> FVAs		
	P	T	% of P	C	% of T	n	% of T	n	% of T	% of C	n	% of T	% of C	n	% of T	% of C
AA	25,809	7,458	28.9%	5,775	77.4%	5,667	76.0%	5,199	69.7%	90.0%	1,473	19.8%	25.5%	3,726	50.0%	64.5%
B	8,062	878	10.9%	781	89.0%	760	86.6%	723	82.3%	92.6%	112	12.8%	14.3%	611	69.6%	78.2%
DG	9,602	1,281	13.3%	1,102	86.0%	1,102	86.0%	1,062	82.9%	96.4%	144	11.2%	13.1%	918	71.7%	83.3%
F	27,287	9,430	34.6%	7,848	83.2%	7,789	82.6%	7,227	76.6%	92.1%	1,577	16.7%	20.1%	5,650	59.9%	72.0%
FV	22,195	1,897	8.5%	1,738	91.6%	1,722	90.8%	1,663	87.7%	95.7%	241	12.7%	13.9%	1,422	75.0%	81.8%
G	46,434	6,261	13.5%	5,258	84.0%	5,220	83.4%	4,901	78.3%	93.2%	988	15.8%	18.8%	3,913	62.5%	74.4%
GGC	87,423	23,112	26.4%	19,486	84.3%	18,789	81.3%	17,778	76.9%	91.2%	2,588	11.2%	13.3%	15,190	65.7%	78.0%
H	21,882	6,585	30.1%	5,782	87.8%	5,721	86.9%	5,399	82.0%	93.4%	890	13.5%	15.4%	4,509	68.5%	78.0%
La	51,701	17,899	34.6%	15,147	84.6%	15,094	84.3%	14,323	80.0%	94.6%	2,810	15.7%	18.6%	11,513	64.3%	76.0%
Lo	66,824	10,577	15.8%	9,807	92.7%	9,448	89.3%	8,958	84.7%	91.3%	1,474	13.9%	15.0%	7,484	70.8%	76.3%
O	1,535	1,525	99.3%	1,434	94.0%	1,424	93.4%	1,383	90.7%	96.4%	154	10.1%	10.7%	1,229	80.6%	85.7%
S	1,828	760	41.6%	683	89.9%	665	87.5%	640	84.2%	93.7%	105	13.8%	15.4%	535	70.4%	78.3%
T	29,323	3,558	12.1%	2,849	80.1%	2,832	79.6%	2,668	75.0%	93.6%	690	19.4%	24.2%	1,978	55.6%	69.4%
WI	1,772	1,159	65.4%	1,060	91.5%	1,045	90.2%	1,017	87.7%	95.9%	142	12.3%	13.4%	875	75.5%	82.5%
Sco	401,677	92,380	23.0%	78,750	85.2%	77,278	83.7%	72,941	79.0%	92.6%	13,388	14.5%	17.0%	59,553	64.5%	75.6%

NOTES:

- 1) “Targeted children” relates primarily to the children in classes P1-P4. *Childsmile* teams may varnish in classes above P4 but this activity is at the discretion of the NHS Board.
- 2) For information on the population estimates used in this table please see the notes for Table 3 above.
- 3) NHS Boards based on the boundaries as at 1st April 2019.

Table 5: P1-P4 and P1-P2 targeting, consent and fluoride varnish application rates – *Childsmile* School, by NHS Board, 2024/2025 academic year.

NHS board	P1-P4 aged population in NHS board (baseline)	Targeted P1-P4 children in participating schools		P1-P4 children with consents		P1-P4 children with validated consents		P1-P4 children receiving at least one FVA			P1-P4 children receiving one only FVA			P1-P4 children receiving two or more FVAs		
	P	T	% of P	C	% of T	n	% of T	n	% of T	% of C	n	% of T	% of C	n	% of T	% of C
AA	14,228	6,103	42.9%	5,039	82.6%	4,947	81.1%	4,623	75.7%	91.7%	1,128	18.5%	22.4%	3,495	57.3%	69.4%
B	4,409	792	18.0%	738	93.2%	717	90.5%	688	86.9%	93.2%	102	12.9%	13.8%	586	74.0%	79.4%
DG	5,323	1,228	23.1%	1,070	87.1%	1,070	87.1%	1,035	84.3%	96.7%	140	11.4%	13.1%	895	72.9%	83.6%
F	14,795	5,044	34.1%	4,047	80.2%	4,013	79.6%	3,776	74.9%	0.0%	828	16.4%	20.5%	2,948	58.4%	72.8%
FV	12,312	1,710	13.9%	1,623	94.9%	1,607	94.0%	1,558	91.1%	96.0%	215	12.6%	13.2%	1,343	78.5%	82.7%
G	26,159	5,860	22.4%	5,020	85.7%	4,985	85.1%	4,699	80.2%	93.6%	925	15.8%	18.4%	3,774	64.4%	75.2%
GGC	48,996	22,162	45.2%	18,911	85.3%	18,237	82.3%	17,283	78.0%	91.4%	2,518	11.4%	13.3%	14,765	66.6%	78.1%
H	11,954	4,050	33.9%	3,608	89.1%	3,560	87.9%	3,365	83.1%	93.3%	568	14.0%	15.7%	2,797	69.1%	77.5%
La	28,836	15,841	54.9%	13,881	87.6%	13,833	87.3%	13,311	84.0%	95.9%	2,509	15.8%	18.1%	10,802	68.2%	77.8%
Lo	37,063	10,170	27.4%	9,513	93.5%	9,166	90.1%	8,696	85.5%	91.4%	1,434	14.1%	15.1%	7,262	71.4%	76.3%
T	15,982	3,255	20.4%	2,736	84.1%	2,720	83.6%	2,569	78.9%	93.9%	660	20.3%	24.1%	1,909	58.6%	69.8%
Mainland - total	220,057	76,215	34.6%	66,186	86.8%	64,855	85.1%	61,603	80.8%	93.1%	11,027	14.5%	16.7%	50,576	66.4%	76.4%
NHS board	P1-P2 aged population in NHS board (baseline)	Targeted P1-P2 children in participating schools		P1-P2 children with consents		P1-P2 children with validated consents		P1-P2 children receiving at least one FVA			P1-P2 children receiving one only FVA			P1-P2 children receiving two or more FVAs		
	P	T	% of P	C	% of T	n	% of T	n	% of T	% of C	n	% of T	% of C	n	% of T	% of C
O	402	357	88.8%	333	93.3%	332	93.0%	321	89.9%	96.4%	40	11.2%	12.0%	281	78.7%	84.4%
S	468	370	79.1%	358	96.8%	348	94.1%	337	91.1%	94.1%	54	14.6%	15.1%	283	76.5%	79.1%
WI	461	392	85.0%	354	90.3%	347	88.5%	342	87.2%	96.6%	49	12.5%	13.8%	293	74.7%	82.8%
Islands - total	1,331	1,119	84.1%	1,045	93.4%	1,027	91.8%	1,000	89.4%	95.7%	143	12.8%	13.7%	857	76.6%	82.0%

NOTES:

- 1) Table 5 presents number of children in P1-P4 or P1-P2 population, and the numbers of P1-P4 or P1-P2 children targeted, consented and receiving FVA.
- 2) For information on the population estimates used in this table please see the notes for Table 3 above.

- 3) There are different arrangements for delivery of fluoride varnish in nurseries and schools in NHS Orkney, NHS Shetland and NHS Western Isles. From January 2011 **all** children in nurseries and schools up to P2 (inclusive) are targeted to receive fluoride varnish through *Childsmile* Nursery/School components of the programme, whereas children in school years P3 to P7 are followed up through *Childsmile* Practice.
- 4) NHS Boards based on the boundaries as at 1st April 2019.

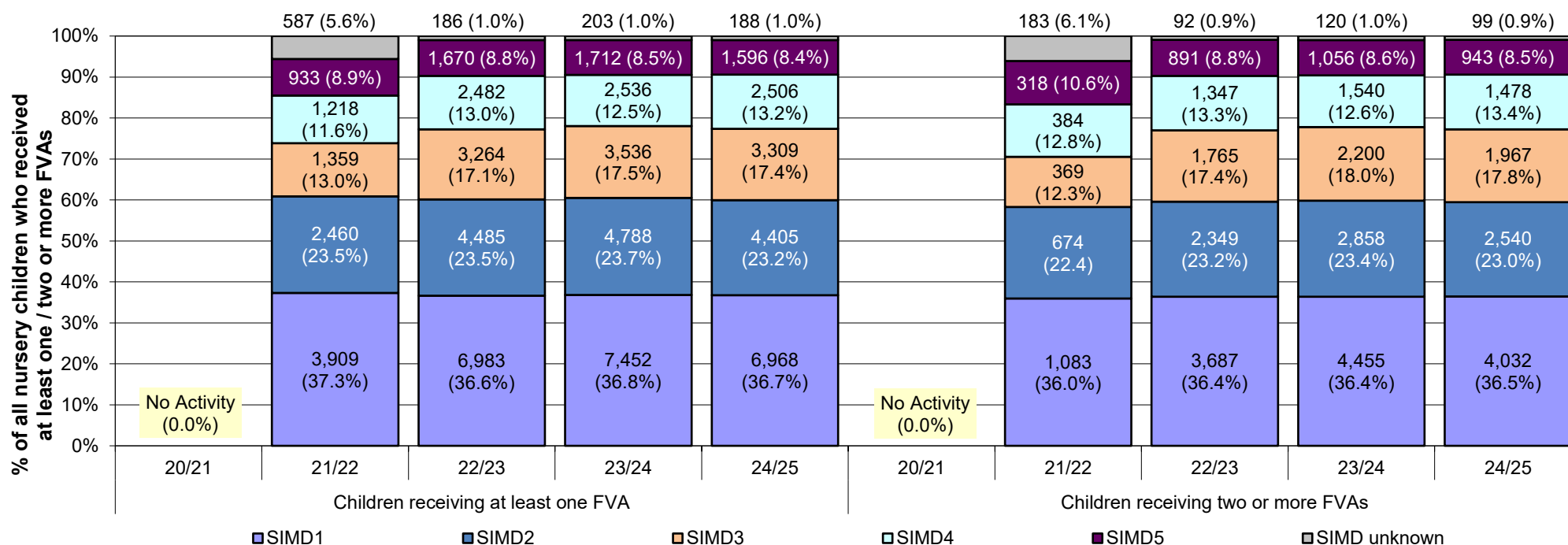


Figure 6: Nursery children receiving *at least one* and *two or more* fluoride varnish applications by SIMD quintile - Scotland, 2020/21-2024/25 academic years.

SIMD – Scottish Index of Multiple Deprivation (local).

NOTES:

- Figure 6 presents the proportion of children in each SIMD quintile who received *at least one* and *two or more* FVAs. The numbers in the sections of the bars represent the numbers (and percentages) of children who received *at least one / two or more* FVA(s) belonging to each SIMD quintile. For example, in 2022/2023 academic year, 3,687 children who received *two or more* FVAs belonged to SIMD1 quintile (36.4%) of the total number of children who received *two or more* FVAs; 2,349 (23.2%) children belonged to SIMD2; 1,765 (17.4%) to SIMD3; 1,347 (13.3%) to SIMD4; 891 (8.8%) to SIMD5 quintile; and there were 92 (0.9%) children with unknown SIMD (due to insufficient postcode information). All six categories combined add up to 100%.
- SIMD 2020v2 (local, NHS Board-level) was used.
- A new age filter has been applied when reporting *Childsmile* Nursery & School 2016/17-2024/25 data. The new age filter for reporting Nursery (3-4 years old), P1-P2 (5-6 years old) and P1-P4 (5-8 years old) data is based on the individual child's date of birth, rather than on class lists uploaded onto the *Childsmile@HIC* system, as it was the case before. Consequently, the 2016/17–2024/25 data for Nursery, P1-P2 and P1-P4 are not directly comparable with the previous years' data.

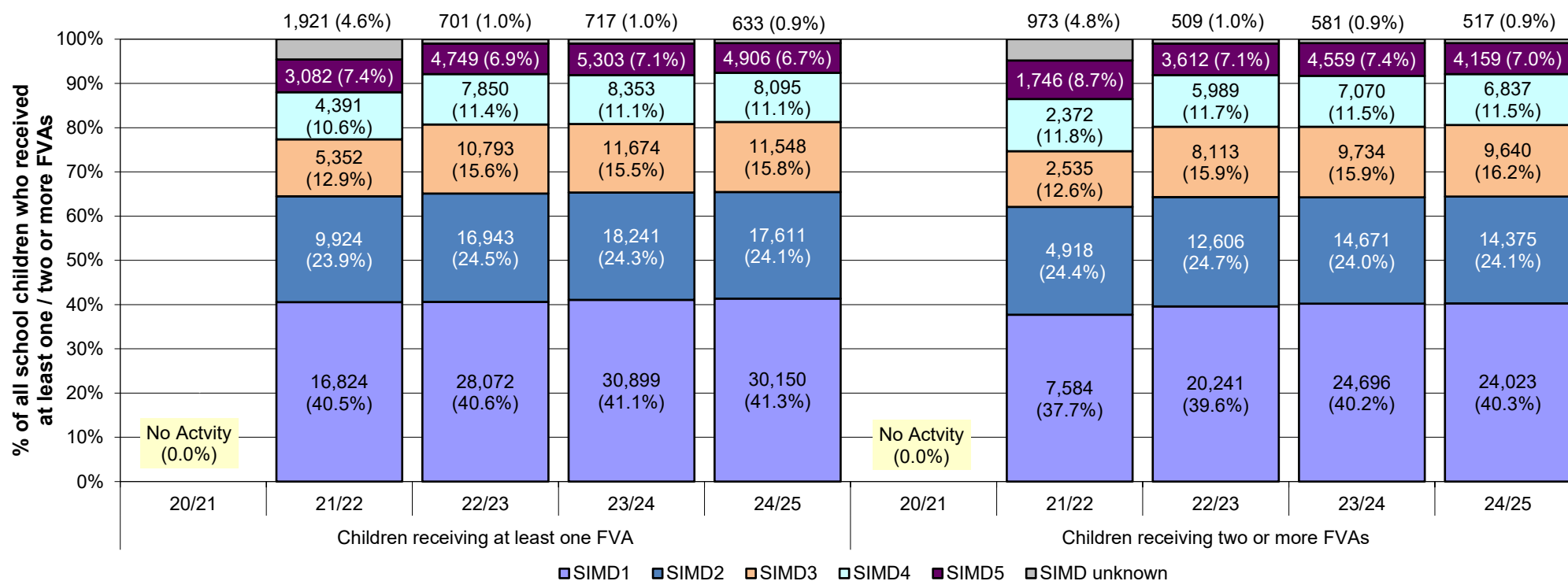


Figure 7: Primary school children receiving *at least one* and *two or more* fluoride varnish applications by SIMD quintile - Scotland, 2020/21-2024/25 academic years.

SIMD – Scottish Index of Multiple Deprivation (local).

NOTES:

- 1) Primary school children here include all children in P1 to P7 classes receiving fluoride varnish, depending on how high up the primary years *Childsmile* teams have reached in participating schools.
- 2) SIMD 2020v2 (local, NHS Board-level) was used.

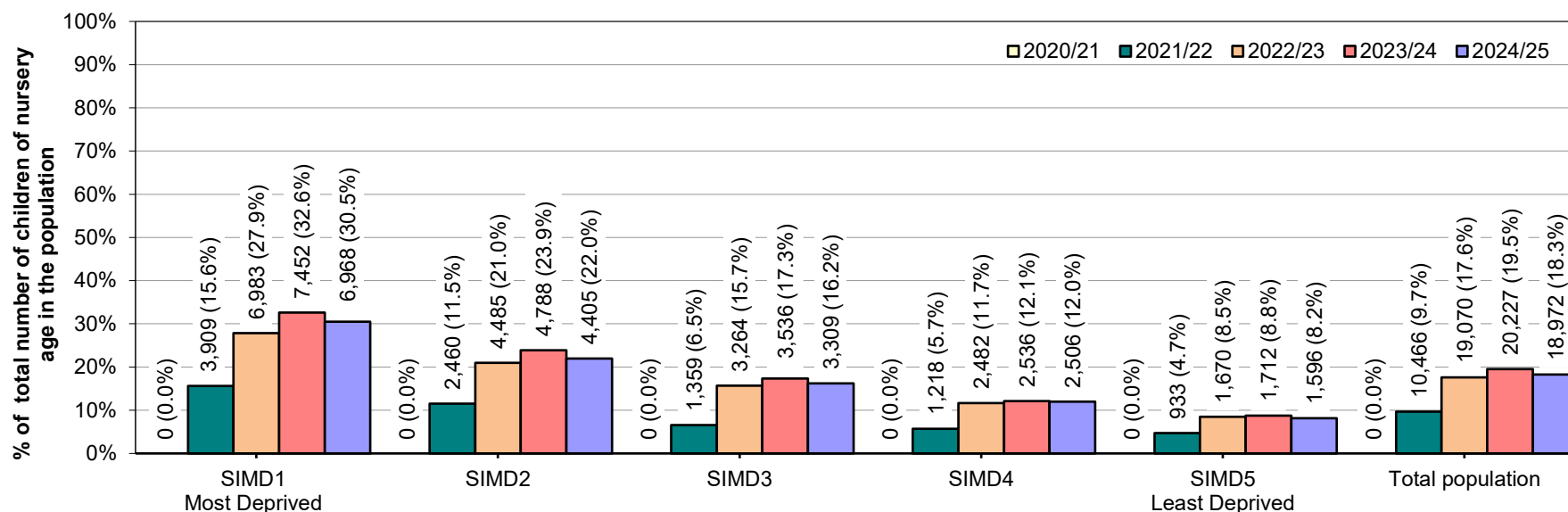


Figure 8: Proportion of population of nursery aged (3-4-years-old) children in each SIMD (local) quintile who received at least one fluoride varnish application – Scotland, 2020/21-2024/25 academic years.

SIMD – Scottish Index of Multiple Deprivation (local).

NOTES:

- Figure 8 presents the proportion of nursery age children in each SIMD (local) quintile who received *at least one* FVA within an academic year (as a proportion of total number of children of nursery age in the population).
- A new age filter has been applied when reporting *Childsmile* Nursery & School 2016/17–2024/25 data. The new age filter for reporting Nursery (3-4 years old), P1-P2 (5-6 years old) and P1-P4 (5-8 years old) data is based on the individual child's date of birth, rather than on class lists uploaded onto the *Childsmile@HIC* system, as it was the case before. Consequently, the 2016/17–2024/25 data for Nursery, P1-P2 and P1-P4 are not directly comparable with the previous years' data.
- The denominator is the population of 3-4-year-olds in each SIMD quintile:

The population baselines in these reports are usually based on Small Area Population Estimates produced by National Records of Scotland (NRS) as at 30 June within each reporting year. Delays associated with the 2021 National Census in Scotland (described in detail above) meant that we have used small area population estimates at 30th June 2022 as denominator for this graph. Population estimates can be found online at: <https://www.opendata.nhs.scot/dataset/population-estimates>.

- The population baselines for 2024/2025 were calculated using Small Area Population Estimates at 30 June 2022.
- The population baselines for 2023/2024 were calculated using Small Area Population Estimates at 30 June 2022.
- The population baselines for 2022/2023 were calculated using Small Area Population Estimates at 30 June 2021.
- The population baselines for 2021/2022 were calculated using Small Area Population Estimates at 30 June 2021.
- The population baselines for 2020/2021 were calculated using Small Area Population Estimates at 30 June 2020.

- "Total population" numbers do not equal the sum of the numbers in the five SIMD categories, as total numbers include children who could not be assigned to a SIMD quintile (due to missing or incorrect child postcode).

5) SIMD 2020v2 (local, NHS Board-level) was used.

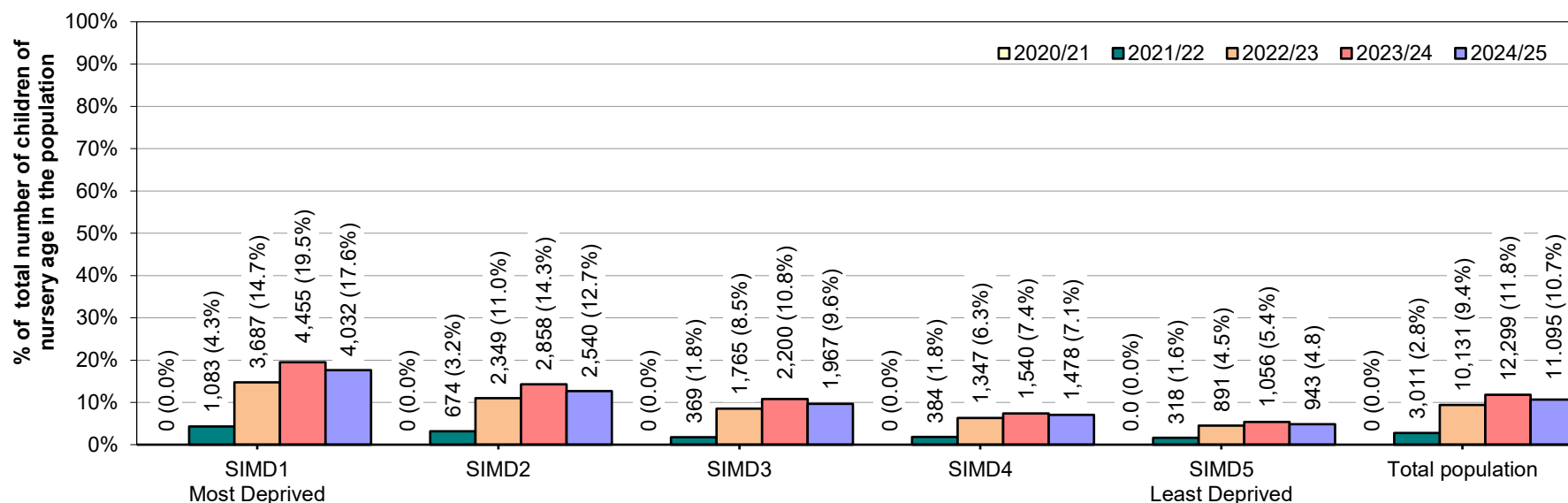


Figure 9: Proportion of population of nursery children (3-4-years-old) in each SIMD (local) quintile who received two or more fluoride varnish applications – Scotland, 2020/21-2024/25 academic years.

SIMD – The Scottish Index of Multiple Deprivation (local).

NOTES:

- Figure 9 presents the proportion of nursery age children in each SIMD (local) quintile who received *two or more* FVAs within an academic year (as a proportion of total number of children of nursery age in the population).
- A new age filter has been applied when reporting *Childsmile* Nursery & School 2016/17–2024/25 data. The new age filter for reporting Nursery (3-4 years old), P1-P2 (5-6 years old) and P1-P4 (5-8 years old) data is based on the individual child's date of birth, rather than on class lists uploaded onto the *Childsmile@HIC* system, as it was the case before. Consequently, the 2016/17–2024/25 data for Nursery, P1-P2 and P1-P4 are not directly comparable with the previous years' data.
- The denominator is the population of 3-4-year-olds in each SIMD quintile:
For information on the population estimates used in this figure please see the notes for Figure 8 above. Population estimates can be found online at: <https://www.opendata.nhs.scot/dataset/population-estimates>.
 - The population baselines for 2024/2025 were calculated using Small Area Population Estimates at 30 June 2022.
 - The population baselines for 2023/2024 were calculated using Small Area Population Estimates at 30 June 2022.
 - The population baselines for 2022/2023 were calculated using Small Area Population Estimates at 30 June 2021.
 - The population baselines for 2021/2022 were calculated using Small Area Population Estimates at 30 June 2021.
 - The population baselines for 2020/2021 were calculated using Small Area Population Estimates at 30 June 2020.
- "Total population" numbers do not equal the sum of the numbers in the five SIMD categories, as total numbers include children who could not be assigned to a SIMD quintile (due to missing or incorrect child postcode).
- SIMD 2020v2 (local, NHS Board-level) was used.

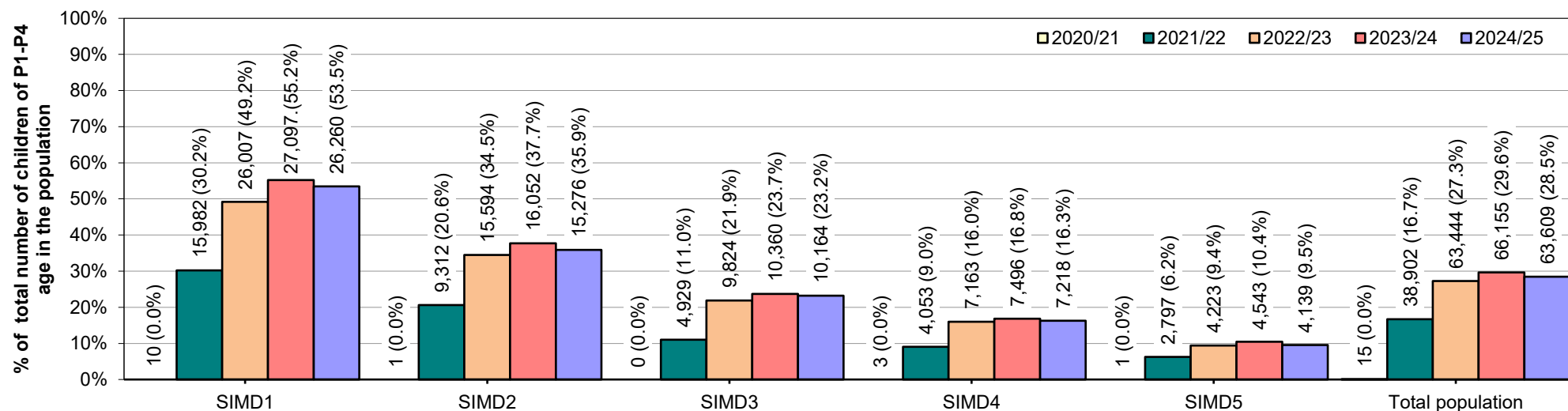


Figure 10: Proportion of the whole population of P1-P4 age children in each SIMD (local) quintile who received at least one fluoride varnish application – Scotland, 2020/21-2024/25 academic years.

SIMD – The Scottish Index of Multiple Deprivation (local).

NOTES:

- Figure 10 presents the proportion of P1-P4 age children in each SIMD (local) quintile who received *at least one* FVA within an academic year (as a proportion of total number of children of P1-P4 age in the population).
- A new age filter has been applied when reporting *Childsmile* Nursery & School 2016/17–2024/25 data. The new age filter for reporting Nursery (3-4 years old), P1-P2 (5-6 years old) and P1-P4 (5-8 years old) data is based on the individual child's date of birth, rather than on class lists uploaded onto the *Childsmile@HIC* system, as it was the case before. Consequently, the 2016/17–2024/25 data for Nursery, P1-P2 and P1-P4 are not directly comparable with the previous years' data.
- The denominator is the population of 5-8-year-olds in each SIMD quintile:
For information on the population estimates used in this figure please see the notes for Figure 8 above. Population estimates can be found online at: <https://www.opendata.nhs.scot/dataset/population-estimates>.
 - The population baselines for 2024/2025 were calculated using Small Area Population Estimates at 30 June 2022.
 - The population baselines for 2023/2024 were calculated using Small Area Population Estimates at 30 June 2022.
 - The population baselines for 2022/2023 were calculated using Small Area Population Estimates at 30 June 2021.
 - The population baselines for 2021/2022 were calculated using Small Area Population Estimates at 30 June 2021.
 - The population baselines for 2020/2021 were calculated using Small Area Population Estimates at 30 June 2020.
- "Total population" numbers do not equal the sum of the numbers in the five SIMD categories, as total numbers include children who could not be assigned to a SIMD quintile (due to missing or incorrect child postcode).
- SIMD 2020v2 (local, NHS Board-level) was used.

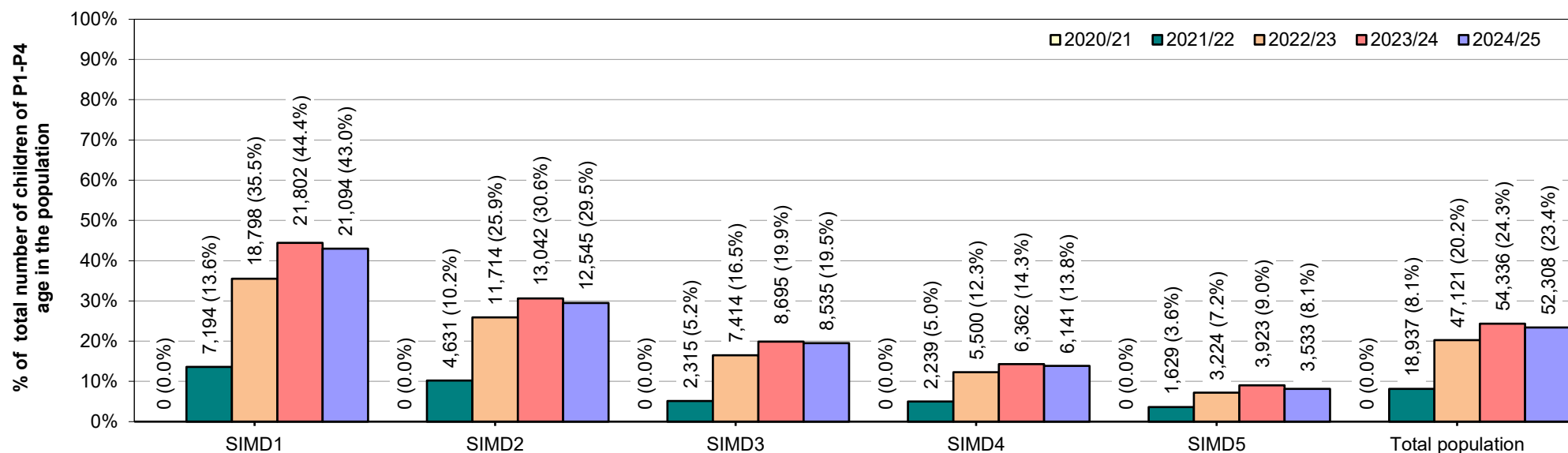


Figure 11: Proportion of the whole population of P1-P4 age children in each SIMD (local) quintile who received two or more fluoride varnish applications – Scotland, 2020/21-2024/25 academic years.

SIMD – The Scottish Index of Multiple Deprivation (local).

NOTES:

- Figure 11 presents the proportion of P1-P4 age children in each SIMD (local) quintile who received *two or more* FVAs within an academic year (as a proportion of total number of children of P1-P4 age in the population).
- A new age filter has been applied when reporting *Childsmile* Nursery & School 2016/17–2024/25 data. The new age filter for reporting Nursery (3-4 years old), P1-P2 (5-6 years old) and P1-P4 (5-8 years old) data is based on the individual child's date of birth, rather than on class lists uploaded onto the *Childsmile@HIC* system, as it was the case before. Consequently, the 2016/17–2024/25 data for Nursery, P1-P2 and P1-P4 are not directly comparable with the previous years' data.
- The denominator is the population of 5-8-year-olds in each SIMD quintile:
For information on the population estimates used in this figure please see the notes for Figure 8 above. Population estimates can be found online at: <https://www.opendata.nhs.scot/dataset/population-estimates>.
 - The population baselines for 2024/2025 were calculated using Small Area Population Estimates at 30 June 2022.
 - The population baselines for 2023/2024 were calculated using Small Area Population Estimates at 30 June 2022.
 - The population baselines for 2022/2023 were calculated using Small Area Population Estimates at 30 June 2021.
 - The population baselines for 2021/2022 were calculated using Small Area Population Estimates at 30 June 2021.
 - The population baselines for 2020/2021 were calculated using Small Area Population Estimates at 30 June 2020.
- "Total population" numbers do not equal the sum of the numbers in the five SIMD categories, as total numbers include children who could not be assigned to a SIMD quintile (due to missing or incorrect child postcode).
- SIMD 2020v2 (local, NHS Board-level) was used.

Table 6 Proportion of population of nursery and P1-P4 children receiving at least one fluoride varnish application / one fluoride varnish application only / two or more fluoride varnish applications, by local SIMD – Scotland, 2024/2025 academic year.

	SIMD (local, NHS Board- level)	Nursery population baseline (3-4 years of age)	Children receiving <i>at least one FVA</i>		Children receiving <i>one only FVA</i>		Children receiving <i>two or more FVAs</i>	
		N	n	% of N	n	% of N	n	% of N
Nursery	1	22,856	6,968	30.5%	2,936	12.8%	4,032	17.6%
	2	20,024	4,405	22.0%	1,865	9.3%	2,540	12.7%
	3	20,418	3,309	16.2%	1,342	6.6%	1,967	9.6%
	4	20,903	2,506	12.0%	1,028	4.9%	1,478	7.1%
	5	19,536	1,596	8.2%	653	3.3%	943	4.8%
	Unknown	0	188	0.0%	89	0.0%	99	0.0%
	Total	103,737	18,972	18.3%	7,913	7.3%	11,059	10.7%
P1-P4	SIMD (local, NHS Board- level)	P1-P4 population baseline (5-8 years of age)	Children receiving <i>at least one FVA</i>		Children receiving <i>one only FVA</i>		Children receiving <i>two or more FVAs</i>	
		N	n	% of N	n	% of N	n	% of N
	1	49,086	26,260	53.5%	5,166	10.5%	21,094	43.0%
	2	42,574	15,276	35.9%	2,731	6.4%	12,545	29.5%
	3	43,740	10,164	23.2%	1,629	3.7%	8,535	19.5%
	4	44,406	7,218	16.3%	1,077	2.4%	6,141	13.8%
	5	43,500	4,139	9.5%	606	1.4%	3,533	8.1%
	Unknown	0	554	0.0%	96	0.0%	458	0.0%
	Total	223,306	63,609	28.5%	11,301	5.1%	52,308	23.4%

NOTES:

- 1) For information on the population estimates used in this table please see the notes for Figure 8 above. Population estimates can be found online at: <https://www.opendata.nhs.scot/dataset/population-estimates>.
- 2) SIMD 2020v2 (local, NHS Board-level) was used.

Figure 12: Proportion of population of nursery (3–4-year-olds) and P1-P4 children receiving at least one fluoride varnish application, by national SIMD – Scotland, 2024/2025 academic year.

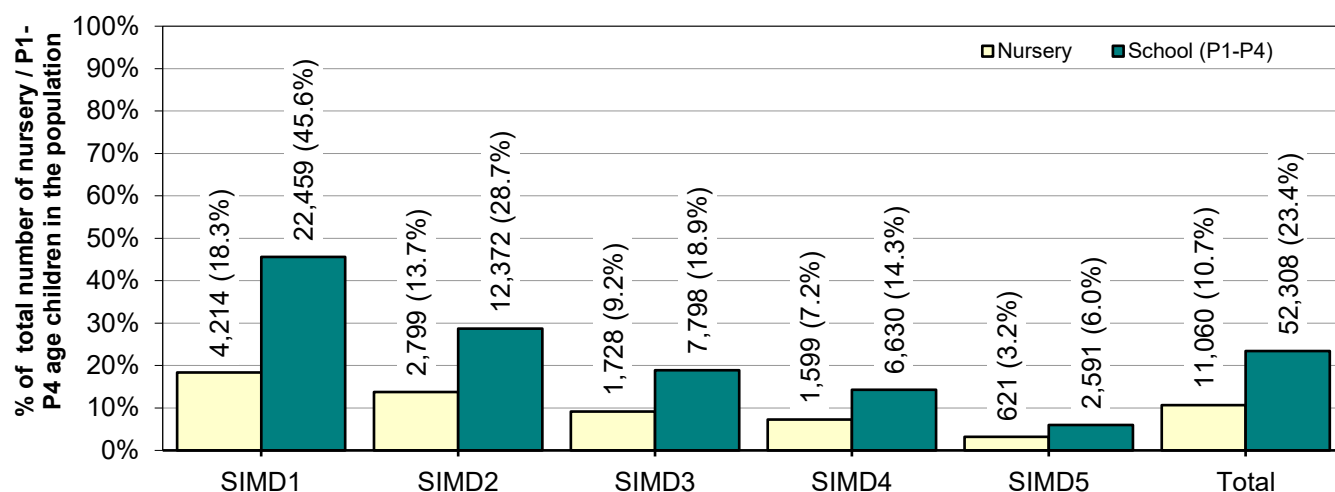
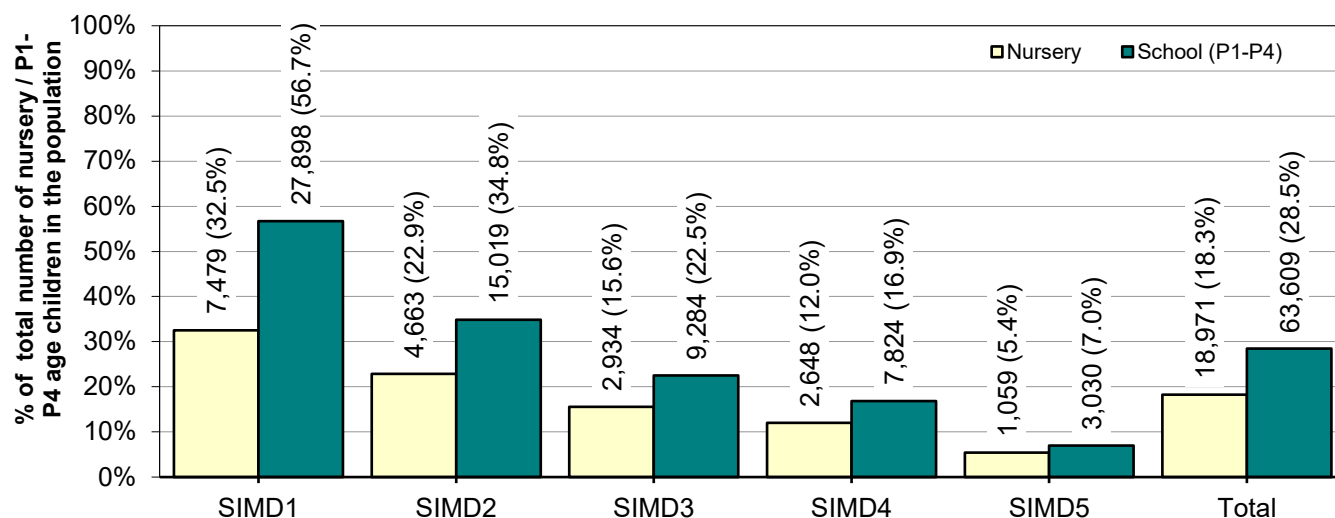


Figure 13: Proportion of population of nursery (3–4-year-olds) and P1-P4 children receiving two or more fluoride varnish applications, by national SIMD – Scotland, 2024/2025 academic year.

NOTES:

- 1) Figure 12 presents the proportion of nursery / P1-P4 age children in each SIMD (national) quintile who received *at least one* FVA in 2024/25 academic year (as a proportion of total number of children of nursery / P1-P4 age in the population). Figure 13 presents the proportion of nursery / P1-P4 age children in each SIMD (national) quintile who received *two or more* FVAs in 2024/25 academic year (as a proportion of total number of children of nursery / P1-P4 age in the population).
- 2) The numerator is children of nursery / P1-P4 age who received *at least one* / *two or more* FVAs.
- 3) A new age filter has been applied when reporting *Childsmile* Nursery & School 2016/17–2024/25 data. The new age filter for reporting Nursery (3–4 years old), P1-P2 (5–6 years old) and P1-P4 (5–8 years old) data is based on the individual child's date of birth, rather than on class lists uploaded onto the *Childsmile@HIC* system, as it was the case before. Consequently, the 2016/17–2024/25 data for Nursery, P1-P2 and P1-P4 are not directly comparable with the previous years' data.
- 4) For information on the population estimates used in these figures please see the notes for Figure 8 above.
- 5) Total population numbers do not equal the sum of the numbers in the five SIMD categories, as total numbers include children who could not be assigned to a SIMD quintile (due to missing or incorrect postcode of the child).
- 6) SIMD 2020v2 (national, Scotland-level) was used.

Table 7 Proportion of population of nursery and P1-P4 children receiving at least one fluoride varnish application / one fluoride varnish application only / two or more fluoride varnish applications, by *National SIMD – Scotland, 2024/2025 academic year.

	SIMD (national, Scotland- level)	Nursery population baseline (3-4 years of age)	Children receiving <i>at least one FVA</i>		Children receiving <i>one only FVA</i>		Children receiving <i>two or more FVAs</i>	
		N	n	% of N	n	% of N	n	% of N
Nursery	1	22,977	7,479	32.5%	3,265	14.2%	4,214	18.3%
	2	20,365	4,663	22.9%	1,864	9.1%	2,799	13.7%
	3	18,826	2,934	15.6%	1,206	6.4%	1,728	9.2%
	4	22,082	2,648	12.0%	1,049	4.7%	1,599	7.2%
	5	19,487	1,059	5.4%	438	2.2%	621	3.2%
	Unknown	0	188	0.0%	89	0.0%	99	0.0%
	Total	103,737	18,971	18.3%	7,911	7.6%	11,060	10.7%
P1-P4	SIMD (national, Scotland- level)	P1-P4 population baseline (5-8 years of age)	Children receiving <i>at least one FVA</i>		Children receiving <i>one only FVA</i>		Children receiving <i>two or more FVAs</i>	
		N	n	% of N	n	% of N	n	% of N
	1	49,231	27,898	56.7%	5,439	11.0%	22,459	45.6%
	2	43,123	15,019	34.8%	2,647	6.1%	12,372	28.7%
	3	41,185	9,284	22.5%	1,486	3.6%	7,798	18.9%
	4	46,410	7,824	16.9%	1,194	2.6%	6,630	14.3%
	5	43,357	3,030	7.0%	439	1.0%	2,591	6.0%
	Unknown	0	554	0.0%	96	0.0%	458	0.0%
	Total	223,306	63,609	28.5%	11,301	5.0%	52,308	23.4%

Numbers in SIMD categories differ from those in Table 6 (local SIMD) while the column totals remain the same.

NOTES:

- 1) For information on the population estimates used in this figure please see the notes for Figure 8 above. Population estimates can be found online at: <https://www.opendata.nhs.scot/dataset/population-estimates>.
- 2) SIMD 2020v2 (national, Scotland-level) was used.

Table 8: Additional support needs children receiving fluoride varnish application, by NHS Board, 2024/2025 academic year.

Health Board	Number of ASN children in fluoride varnishing establishments	ASN children receiving at least one FVA		ASN children receiving one only FVA		ASN children receiving two or more FVAs	
	N	n	% of N	n	% of N	n	% of N
AA	883	607	68.7%	209	23.7%	398	45.1%
B	76	34	44.7%	20	26.3%	14	18.4%
DG	10	0	0.0%	0	0.0%	0	0.0%
F	176	53	30.1%	30	17.0%	23	13.1%
FV	427	282	66.0%	96	22.5%	186	43.6%
G	266	156	58.6%	67	25.2%	89	33.5%
GGC	424	157	37.0%	24	5.7%	133	31.4%
H	331	153	46.2%	78	23.6%	75	22.7%
La	2,155	1,250	58.0%	443	20.6%	807	37.4%
Lo	57	0	0.0%	0	0.0%	0	0.0%
O	1	0	0.0%	0	0.0%	0	0.0%
S	27	1	3.7%	0	0.0%	1	3.7%
T	228	133	58.3%	55	24.1%	78	34.2%
WI	3	0	0.0%	0	0.0%	0	0.0%
Scotland	5,064	2,826	55.8%	1,022	20.2%	1,804	35.6%

ASN – Additional support needs

NOTES:

- 1) The table includes children recorded on the *Childsmile@HIC* system under class type “SpEd” (special education); children in these classes may be of different ages.
- 2) NHS Boards based on the boundaries as at 1st April 2019.

Childsmile Practice

Please refer to Appendix 1 for definitions of terms used throughout this report.

Child referral and dental health support worker contact

DHSW Practice data are presented by financial year and the figures in this section compare the current year with data from the last four years.

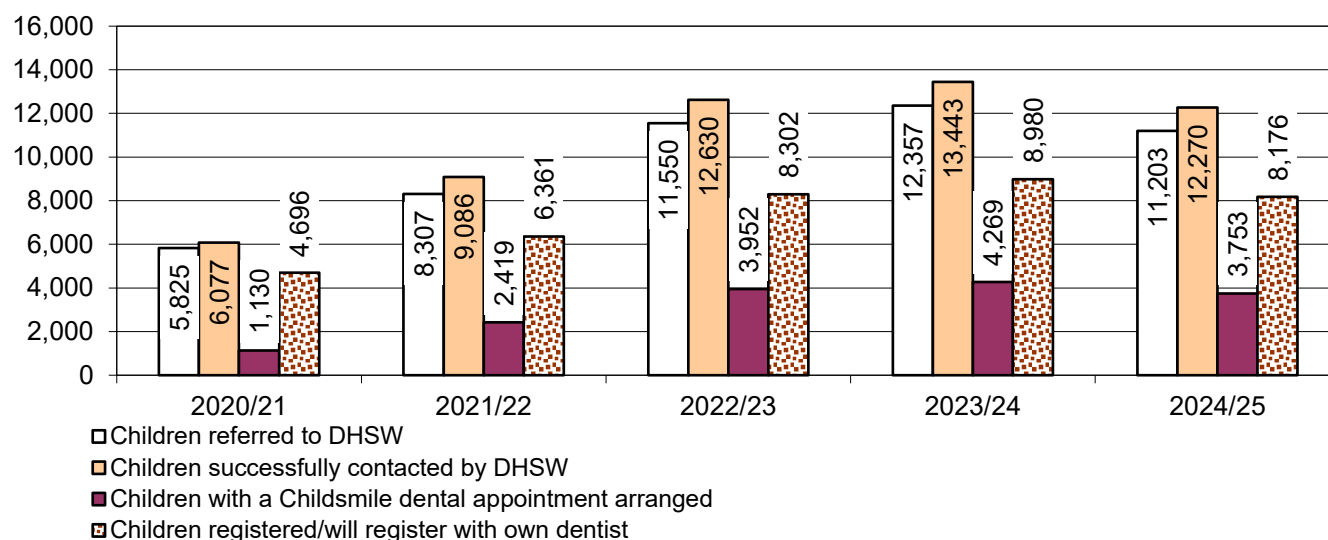


Figure 14: DHSW: Child referrals, contacts, practice appointments made and children registered/will register with own dentist – Scotland, 2020/21-2024/25 financial years.

DHSW – Dental Health Support Worker.

NOTES:

- 1) Figure 14 presents the number of children referred to a DHSW (as entered into the *Childsmile* HIC system by DHSWs), the number of children / families contacted by a DHSW, the number of children who had a *Childsmile* dental appointment arranged by a DHSW, and children whose parents/carers indicated that their child was registered / would register with their own dentist, by financial year for the period 2019/20-2024/25.
- 2) Children referred to a DHSW in one reporting period may not be contacted by a DHSW or have a dental appointment arranged within the same reporting period.
- 3) NHS Boards based on the boundaries as at 1 April 2019

Table 9: DHSW: Child referrals, contacts, practice appointments made and children registered with own dentist – by NHS Board, 2024/2025 financial year.

NHS Board	Children referred to DHSW	Children successfully contacted by DHSW	Children with a <i>Childsmile</i> dental appointment arranged	Children registered/ will register with own dentist (self-reported)
Ayrshire & Arran	238	263	37	215
Borders	359	580	40	461
Dumfries & Galloway	97	117	14	106
Fife	1,396	1,473	1,250	216
Forth Valley	355	409	194	131
Grampian	244	290	57	224
Greater Glasgow & Clyde	4,988	5,271	1,582	3,691
Highland	612	708	211	400
Lanarkshire	927	997	193	767
Lothian	1,114	1,269	43	1,225
Orkney	152	149	0	149
Shetland	1	1	0	1
Tayside	435	469	64	396
Western Isles	1	1	0	1
Unknown NHS Board	284	273	68	193
Scotland	11,203	12,270	3,753	8,176

DHSW – Dental Health Support Worker. Please see notes for Figure 14.

In total, according to the *Childsmile@HIC* system data, in the 2024/2025 financial year: 7,879 children were referred to *Childsmile* from a Health Visitor; 2,187 via 'Other' source; 148 from a dentist; 208 via Clinic; 311 were referred by NHS 24; 198 were self-referrals and for 272 children the type of referral was not specified.

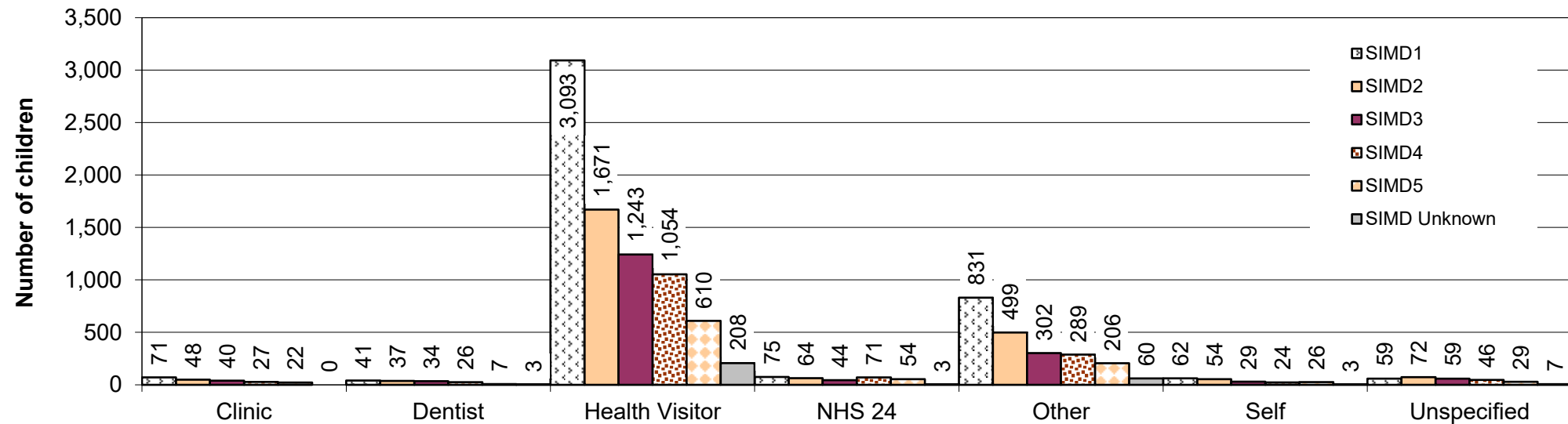


Figure 15: Number of children referred to DHSW by source, location, service etc. – Scotland, 2024/2025 financial year.

DHSW – Dental Health Support Worker, SIMD – The Scottish Index of Multiple Deprivation (national).

NOTES:

- 1) Figure 15 presents the number of children referred to a DHSW (by Health Visitor, Dentist, via Clinic, Self-referral or 'Other' route [Other includes: community; education; social work; school nurses; nursery nurses; family nurses; and extended duty dental nurses]) by SIMD of child's home postcode.
- 2) SIMD 2020v2 (national) was used.

In total in the 2024/2025 financial year there were: 12,090 children with at least one kept DHSW appointment; 190 families who refused *Childsmile*; 84 families that could not be contacted; and for 863 families the end result was an ‘FTA / Not at home’.

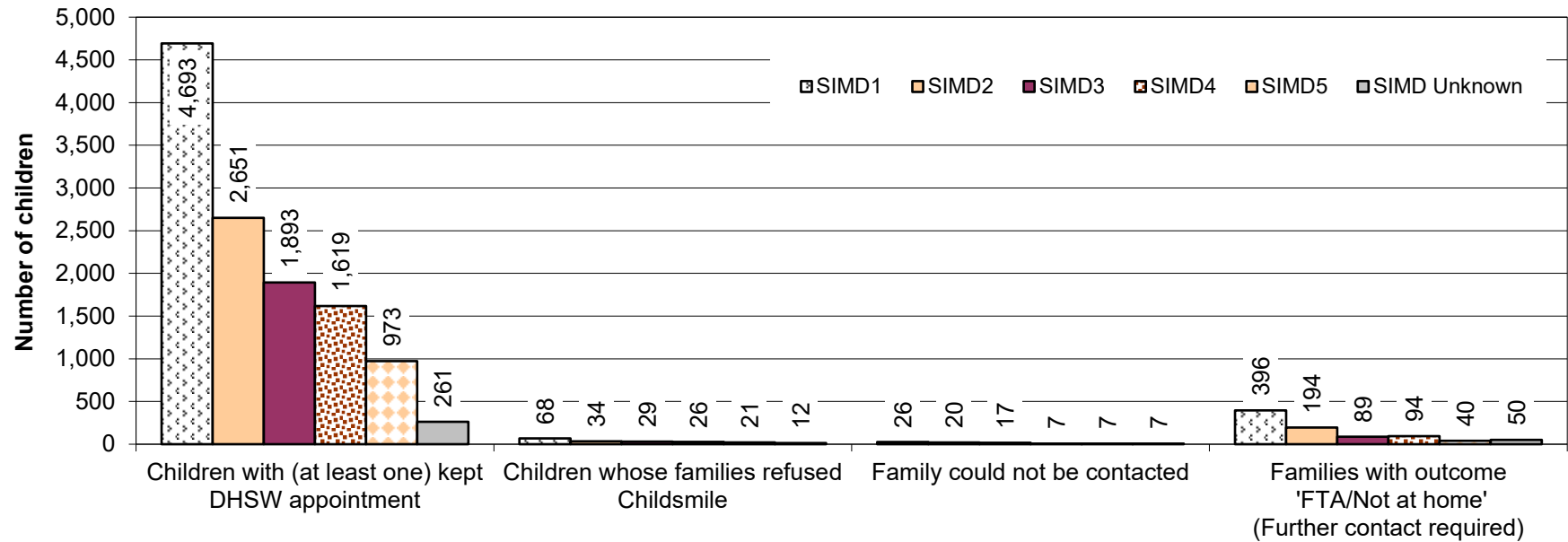


Figure 16: Children successfully contacted and not contacted by DHSW, and families who refused *Childsmile*, by national SIMD of child – Scotland, 2024/2025 financial year.

DHSW – Dental Health Support Worker, SIMD – The Scottish Index of Multiple Deprivation (national), FTA – failed to attend.

- NOTES:
- 1) Figure 16 presents the number of children with kept DHSW appointments, children whose families refused *Childsmile*, number of families that could not be contacted and families with the outcome ‘FTA / Not at home’ by SIMD of child’s home postcode.
 - 2) SIMD 2020v2 (national) was used.

The method of presenting the data on children with different numbers of kept DHSW appointments was changed in the 2015/2016 report, therefore 2015/16–2024/25 data are comparable; however, these are not comparable with the numbers in earlier reports.

Within the 2024/2025 financial year 12,090 children had at least one kept DHSW appointment. Of these children, 10,545 had their first kept appointment within the reporting period. 1,923 children had their second kept appointment and 768 had their third (or greater) kept DHSW appointment within 2024/2025.

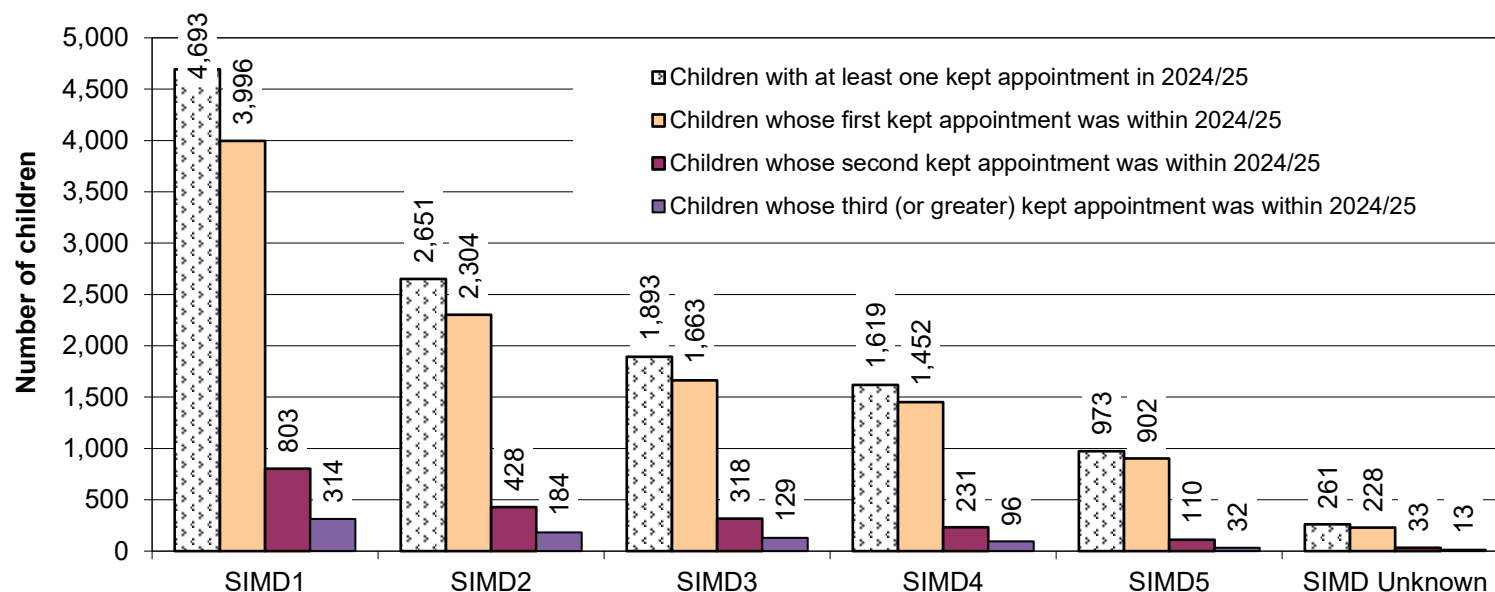


Figure 17: Children with different numbers of kept DHSW appointments by national SIMD of child – Scotland, 2024/2025 financial year.

SIMD – Scottish Index of Multiple Deprivation (national).

NOTES:

- 1) Figure 17 presents the number of children with at least one kept DHSW appointment within the 2024/2025 financial year and how many of those had their: first, second, or third (or greater) kept appointment within the reporting period by SIMD of the child's home postcode.
- 2) For those children who had their second, or their third (or greater) kept appointment, their prior kept appointment may have occurred in an earlier reporting period.
- 3) The numbers in the last three bars (children with 1st kept appointment, those whose 2nd appointment was within 2024/25 and those whose 3rd (or greater) appointment was within 2024/25 are not mutually exclusive, as some children might have had several appointments within the same 2024/25 financial year, i.e., their 1st, 2nd and 3rd (or greater).
- 4) Data for this figure are only available for appointments from January 2010 onwards. Kept appointments prior to this were not collected by the *Childsmile@HIC* system and therefore are not available for inclusion in this figure.
- 5) SIMD 2020v2 (national) was used.

Practice engagement

Primary Care Dental Services (PCDS) activity data are presented from April 2024 – March 2025.

Incorporation of Childsmile Practice into Statement of Dental Remuneration (SDR) and subsequent changes

Childsmile Practice interventions were incorporated into the SDR by the Scottish Government on 1 October 2011. Changes to payment codes in the SDR took effect on 01 February 2022 (with no overlap with the previous codes). However, PHS were still able to provide data for the full financial year (2021/22) as configured in previous reports and therefore the data reported in the Practice Engagement and Delivery in Dental Practice sections of that report are directly comparable with the data published in previous Childsmile National Headline Data reports up to and including the report covering 2021-2022. Childsmile National Headline Data report for 2022-2023 includes changes introduced in February 2022 and is therefore not directly compatible with previous reports.

Further changes to payment codes in the SDR took effect on 01 November 2023 (with no overlap with the previous codes) and are described above on page 2 (the data available are not comparable with those in previous reports). PCDS data for the 2023-2024 report are described and tabulated from the inception of the new code on 1st November 2023 until the end of the relevant financial year in March 2024. Data included in this report cover the whole financial year from 1st April 2024 to 31st March 2025.

PHS are unable to report robust Public Dental Service (PDS) data therefore the total number of PDS practices and those delivering Childsmile interventions cannot be reported.

In total, 973 independent contractor GDS practices were delivering enhanced preventive advice and treatment (EPA&T) (including Childsmile) during the period April 2024 to March 2025 financial year in Scotland (see table 10 below).

Table 10: Independent contractor GDS practices delivering Enhanced preventative advice & treatment (inc. Childsmile) – Scotland, by NHS Board, from April 2024 to March 2025.

NHS Board	Total GDS Dental Practices	GDS Dental Practices Delivering EPA&T (inc. Childsmile)	
	<i>N</i>	<i>n</i>	% of <i>N</i>
Ayrshire & Arran	66	62	93.9%
	20	19	95.0%
Borders	31	29	93.5%
Dumfries & Galloway	62	57	91.9%
Fife	50	46	92.0%
Forth Valley	93	89	95.7%
Grampian	273	258	94.5%
Greater Glasgow & Clyde	58	55	94.8%
Highland	121	112	92.6%
Lanarkshire	182	166	91.2%
Lothian	4	4	100.0%
Orkney	2	2	100.0%
Shetland	73	69	94.5%
Tayside	5	5	100.0%
Western Isles	1,040	973	93.6%
Scotland			

Independent contractor GDS – independent contractor General Dental Services (non-salaried GDS), PHS – Public Health Scotland.

NOTES:

- 1) Table 10 presents the number of independent-contractor GDS practices delivering enhanced preventative advice and treatment (inc. *Childsmile*) in each NHS Board, as a percentage of total number of independent contractor GDS practices (total numbers as at 17 September 2025, calculated from the total list of dental practices supplied by PHS).
- 2) Total numbers of independent contractor GDS practices include practices with orthodontists only.
- 3) NHS Boards based on the boundaries as at April 2019.

Delivery in dental practice

The data on the delivery of the enhanced preventive advice and treatment (inc. Childsmile) intervention in dental practice settings are collected for the following age groups: from zero to two-years, three to five-years (inclusive).

Table 11: Zero to two-year-old children registered with an NHS dentist and the percentage receiving one count of Enhanced preventative advice & treatment (inc. Childsmile) – Scotland by NHS Board, from April 2024 to March 2025.

NHS Board	Population of zero to two-year-olds in NHS Board	Zero to two-year-olds registered with an NHS dentist		Zero to two-year-olds receiving one count of Enhanced preventative advice & treatment (inc. Childsmile)	
	P	N	% of P	n	% of N
Ayrshire & Arran	8,860	3,700	41.8%	3,873	104.7%
Borders	2,587	1,050	40.6%	1,074	102.3%
Dumfries & Galloway	3,327	1,464	44.0%	1,204	82.2%
Fife	9,203	4,102	44.6%	3,707	90.4%
Forth Valley	7,754	3,146	40.6%	2,948	93.7%
Grampian	15,239	6,192	40.6%	5,911	95.5%
Greater Glasgow & Clyde	33,438	15,953	47.7%	16,110	101.0%
Highland	7,604	2,943	38.7%	2,730	92.8%
Lanarkshire	19,257	8,336	43.3%	8,515	102.1%
Lothian	24,919	9,265	37.2%	9,562	103.2%
Orkney	524	120	22.9%	89	74.2%
Shetland	595	440	73.9%	500	113.6%
Tayside	10,421	3,678	35.3%	3,550	96.5%
Western Isles	554	248	47.8%	130	52.4%
Scotland	144,282	60,777	42.1%	60,062	98.8%

NOTES:

- 1) Numbers of children registered with an NHS dentist, as at 17th September 2025, were provided by PHS.
- 2) Scotland totals include children who could not be allocated to an NHS Board (due to a missing/incorrect postcode): registered with dentist = 140; receiving EPA&T = 159.
- 3) Population of zero to two-year-olds from NRS mid-year population estimates, Mid 2024 as at 30th June.
- 4) NHS Boards based on the boundaries as at April 2019.
- 5) Percentages over 100: The 2(a) treatment counts are based on the patient's age at the time of their earliest treatment in 2024/25, whereas the registration figures use age as of 31 March 2025. That means some patients who were aged 0–2 when treated had turned 3 by the end of March and were therefore not included in the 0–2 registration figures. The same applies across all age groups — so this timing difference explains why treatment counts can exceed registration counts in some categories.

Table 12: Three to five-year-old children registered with an NHS dentist and the percentage receiving one count of Enhanced preventative advice & treatment (inc. Childsmile) – Scotland by NHS Board, from April 2024 to March 2025.

NHS Board	Population of three to five-year-olds in NHS Board	Three to five-year-olds registered with an NHS dentist		Three to five-year-olds receiving one count of Enhanced preventative advice & treatment (inc. Childsmile)	
	P	N	% of P	n	% of N
Ayrshire & Arran	9,814	7,798	79.4%	5,968	76.5%
Borders	2,997	2,321	77.4%	1,775	76.5%
Dumfries & Galloway	3,701	2,730	73.8%	1,709	62.6%
Fife	10,480	8,387	80.0%	5,207	62.1%
Forth Valley	8,439	6,801	80.6%	4,743	69.7%
Grampian	17,705	13,718	77.5%	9,973	72.7%
Greater Glasgow & Clyde	34,840	28,439	81.6%	20,274	71.3%
Highland	8,122	6,184	76.1%	4,001	64.7%
Lanarkshire	20,735	16,166	78.0%	11,362	70.3%
Lothian	26,423	20,444	77.4%	15,187	74.3%
Orkney	612	449	73.4%	153	34.1%
Shetland	629	569	90.5%	306	53.8%
Tayside	11,352	8,399	74.0%	5,888	70.1%
Western Isles	608	501	82.4%	174	34.7%
Scotland	156,457	123,218	78.7%	86,970	70.6%

NOTES:

- 1) Please see notes for table 11.
- 2) Scotland totals include children who could not be allocated to an NHS Board (due to a missing/incorrect postcode): Registered with dentist = 312; Receiving EPA&T = 250.
- 3) Population of three to five-year-olds from NRS mid-year population estimates, Mid 2024 as at 30th June.

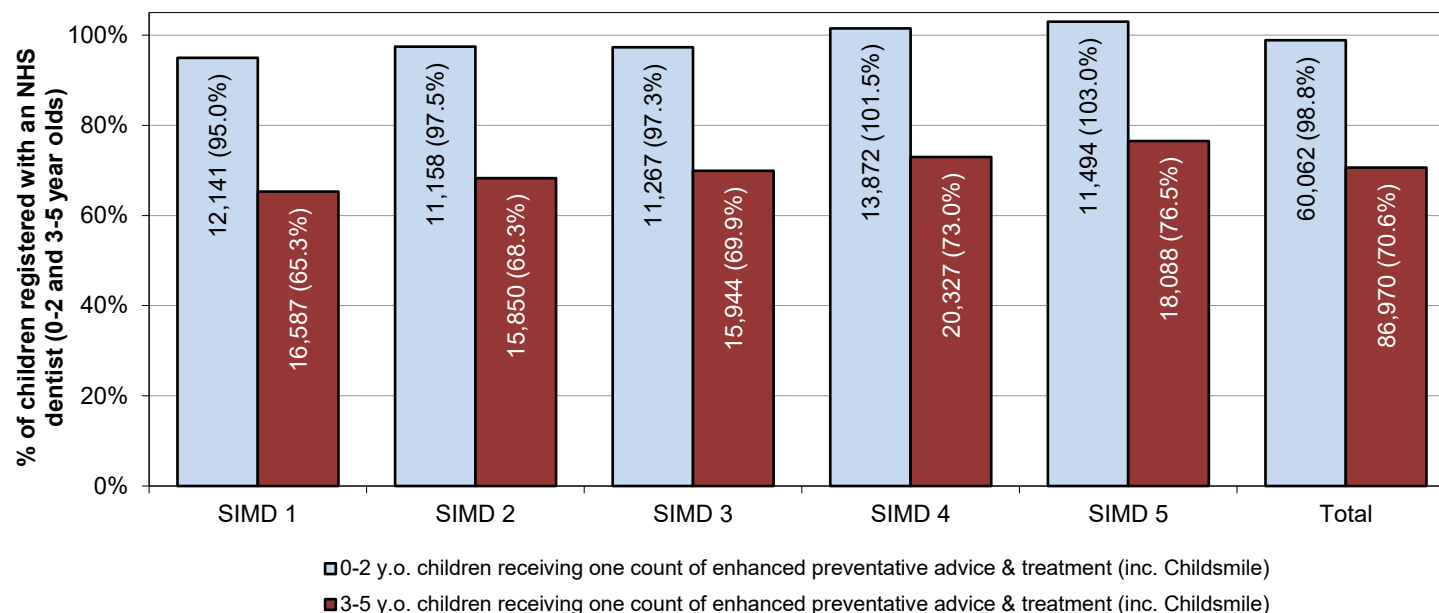


Figure 18: Zero to two- and three to five-year-old children registered with an NHS dentist and the proportion receiving one count of Enhanced preventative advice & treatment (inc. Childsmile) – Scotland by national SIMD, from April 2024 to March 2025.

SIMD – The Scottish Index of Multiple Deprivation 2020v2 (national).

NOTES:

- Figure 18: presents the number of zero to two- or three to five-year-old children receiving one count of *enhanced preventative advice & treatment (inc. Childsmile)*, shown as a proportion of the total number of zero to two- or three to five-year-old children registered with an NHS dentist.
- Totals include children who could not be allocated to a SIMD quintile (due to a missing/incorrect postcode): zero to two-year-olds = 130; three to five-year-olds = 174.
- The numbers of children registered with an NHS dentist as at 17th September 2025 were as follows (data supplied by PHS):
 - 0–2-year-olds: SIMD 1 – 12,782 children; SIMD 2 – 11,449; SIMD 3 – 11,580; SIMD 4 – 13,664; SIMD 5 – 11,162; and in total – 60,777 children (inc. 140 SIMD Unknown).
 - 3–5-year-olds: SIMD 1 – 25,399 children; SIMD 2 – 23,204; SIMD 3 – 22,800; SIMD 4 – 27,857; SIMD 5 – 23,646; and in total – 123,218 children (inc. 312 SIMD Unknown).
- Percentages over 100: The 2(a) treatment counts are based on the patient's age at the time of their earliest treatment in 2024/25, whereas the registration figures use age as of 31 March 2025. That means some patients who were aged 0–2 when treated had turned 3 by the end of March and were therefore not included in the 0–2 registration figures. The same applies across all age groups — so this timing difference explains why treatment counts can exceed registration counts in some categories.

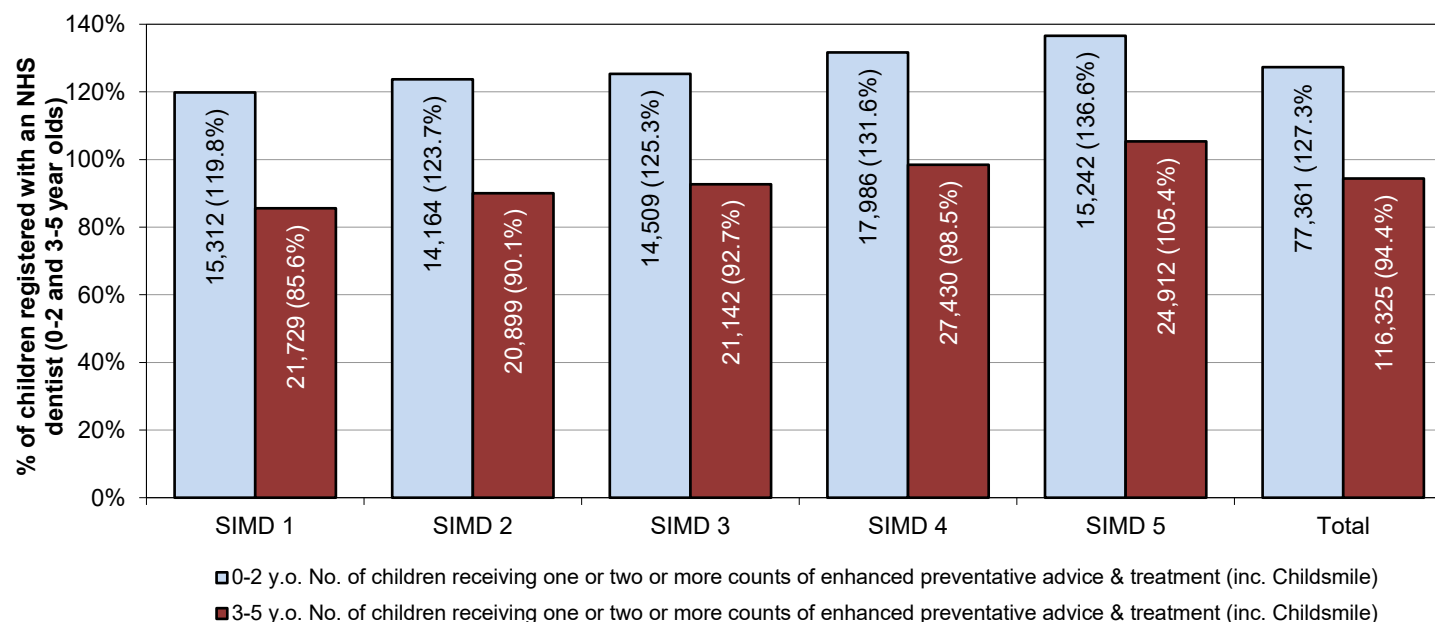


Figure 19: Zero to two- and three to five-year-old children registered with an NHS dentist and the proportion receiving the total count (one count or two or more counts) of Enhanced preventative advice & treatment (inc. Childsmile) – Scotland by national SIMD, from April 2024 to March 2025.

SIMD – The Scottish Index of Multiple Deprivation 2020v2 (national).

NOTES:

- Figure 19: presents the number of zero to two- and three to five-year-old children receiving one and two or more counts of *enhanced preventative advice & treatment (inc. Childsmile)*, shown as a proportion of the total number of zero to two- and three to five-year-old children registered with an NHS dentist.
- Totals include children who could not be allocated to SIMD quintile (due to a missing/incorrect postcode): zero to two-year-olds = 148; three to five-year-olds = 213.
- The numbers of children registered with an NHS dentist as at 17th September 2025 were as follows (data supplied by PHS):
 - 0–2-year-olds: SIMD 1 – 12,782 children; SIMD 2 – 11,449; SIMD 3 – 11,580; SIMD 4 – 13,664; SIMD 5 – 11,162; and in total – 60,777 children (inc. 140 SIMD Unknown).
 - 3–5-year-olds: SIMD 1 – 25,399 children; SIMD 2 – 23,204; SIMD 3 – 22,800; SIMD 4 – 27,857; SIMD 5 – 23,646; and in total – 123,218 children (inc. 312 SIMD Unknown).
- Percentages over 100: The 2(a) treatment counts are based on the patient's age at the time of their earliest treatment in 2024/25, whereas the registration figures use age as of 31 March 2025. That means some patients who were aged 0–2 when treated had turned 3 by the end of March and were therefore not included in the 0–2 registration figures. The same applies across all age groups — so this timing difference explains why treatment counts can exceed registration counts in some categories.

Childsmile workforce

Please refer to Appendix 1 for definitions of terms used throughout this report.

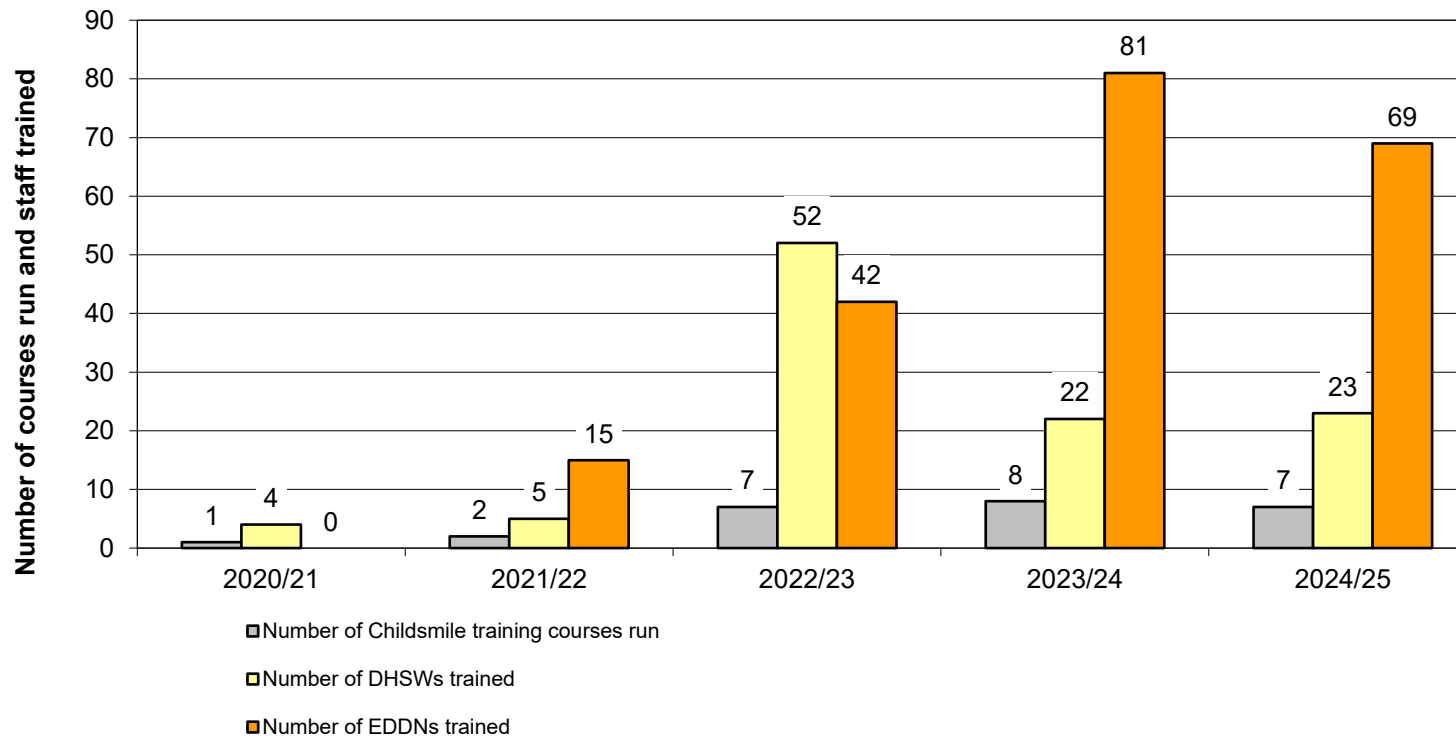


Figure 20: NES Childsmile training courses and staff trained – Scotland, 2020/21-2024/25 financial years.

DHSW – Dental Health Support Worker, EDDN – Extended Duty Dental Nurse.

NOTE:

- 1) NES: NES Childsmile training courses and staff trained – Scotland, 2020/21-2024/25 financial years presents data on the number of *Childsmile* training courses run and staff trained. The data are provided by NHS Education for Scotland (NES).
- 2) From January 2021, NES *Childsmile* training courses are now being provided online.

Appendix 1: Definitions

The tables below give definitions for terms used throughout the *Childsmile* National Headline Data Report.

Childsmile Core

Term	Definition
<i>Childsmile</i> Core	<i>Childsmile</i> Core is a Scotland-wide initiative to help improve the health of children's teeth, through the distribution of free dental packs (containing a toothbrush, tube of 1450ppm fluoride toothpaste and an information leaflet) and supervised toothbrushing programmes in all nurseries, and Primary 1 and Primary 2 classes in priority schools. Over and above this, NHS Boards may deliver toothbrushing to older children in primary schools or include non-priority schools into their toothbrushing programmes.
Establishments participating in the toothbrushing programme (pre-school establishments or primary schools)	Establishments participating in the toothbrushing programme (<i>Childsmile</i> Core) are those establishments (pre-school establishments or primary schools) that had at least one toothbrushing monitoring contact recorded on the <i>Childsmile</i>@HIC system within the reporting period.
SIMD	The measure of deprivation used throughout this report is SIMD (the Scottish Index of Multiple Deprivation). This is a relative measure of deprivation across 6,976 data zones. SIMD ranks data zones from 1 (most deprived) to 6,976 (least deprived). Quintiles split these data zones into 5 groups each of which contain 20% of the data zones in Scotland. Health Board (local) SIMD is used for <i>Childsmile</i> Core as NHS Boards utilise the local SIMD index for targeting within this part of the programme.
Total number of pre-school educational establishments	The total numbers of pre-school educational establishments as at July 2024 were provided by the <i>Childsmile</i> teams in NHS Boards.
Total number of Local Authority primary schools	The list of schools as per ScoGov-t school census can be downloaded from the Scottish Government website: https://www.gov.scot/publications/school-contact-details/ (Populations as at 31 st July 2024)

Childsmile Nursery & School

Term	Definition
<i>Childsmile</i> Nursery & <i>Childsmile</i> School	<i>Childsmile</i> Nursery and <i>Childsmile</i> School provide clinical prevention programmes offering twice-yearly fluoride varnishing (in nursery / primary school settings), through community and primary care dental services, for children attending priority nurseries and primary schools.
Children with consents	Children with consents are all children whose parents / guardians have completed, signed and returned a positive consent form (i.e., children with validated consents, with invalid consents and with consents awaiting validation by a dentist).
Children with validated consents	Children with validated consents are children who have been consented by their parents / guardians and whose consents were validated for fluoride varnish application by a dentist (dentists may not validate consents of children who were hospitalised due to asthma or allergies – this is at the dentist’s discretion).
Participating establishments (nurseries and schools)	Participating establishments (nurseries and schools) are those establishments with at least one <i>Childsmile</i> Nursery or School fluoride varnish application session during the reporting period.
SIMD	<p>The measure of deprivation used throughout this report is SIMD (the Scottish Index of Multiple Deprivation). This is a relative measure of deprivation across 6,976 data zones. SIMD ranks data zones from 1 (most deprived) to 6,976 (least deprived). Quintiles split these data zones into 5 groups each of which contain 20% of the data zones in Scotland.</p> <p>Health Board (local) SIMD is used for <i>Childsmile</i> Nursery & School as NHS Boards utilise the local SIMD index for targeting within this part of the programme.</p>
Targeted children in participating nurseries / schools	<p>Educational establishments, nurseries and primary schools, are targeted in order that those with the highest proportion of children living in the most derived local quintile as defined by the Scottish Index of Multiple Deprivation (SIMD).</p> <p>The number of targeted children in participating nurseries and schools is derived from the <i>Childsmile</i>@HIC system class lists.</p> <p>The number of targeted children in schools relates to the children in the primary year classes reached by the <i>Childsmile</i> teams in participating schools, e.g. <i>Childsmile</i> teams may have reached up to Primary 5 classes and children in primaries 1, 2, 3, 4 and 5 will be included in the figures.</p>
Total number of children (of nursery age, P1-P2 and P1-P4 age) in population	<p>The population baselines in this report are based on Small Area Population Estimates as at 30 June within each reporting year, e.g. the 2021/22 data is based on Small Area Population Estimates as at 30th June 2021. The Scottish National Census was delayed from 2021 to 2022, and the first release of census data was published in September 2023. This meant that publication of Small Area Population Estimates was also delayed. Mid-year Population estimates for Mid-2024 were produced in August 2025 and Small Area Population estimates were published in November 2024, but for Mid-2022 only. The population estimates are provided by the National Records of Scotland (NRS; http://www.nrscotland.gov.uk). Population estimates can be found online at: https://www.opendata.nhs.scot/dataset/population-estimates.</p> <p>In this report the total nursery age (3- and 4-year-olds) and cumulative P1-P2 and P1-P4 age populations are used. We also report on populations for age groups: zero to two-years; three to five-years; six to 12-years; and 13 to 17-years.</p>

Unknown SIMD	If a postcode is missing from a child's record or is incorrect, the record cannot be assigned to a SIMD quintile, Children with incorrect/missing postcodes are reported under the "Unknown SIMD" sections of the relevant graphs.
--------------	--

Childsmile Practice

Term	Definition
<i>Childsmile Practice</i>	The <i>Childsmile Practice</i> programme is a universally accessible child-centred NHS dental service. As part of the <i>Childsmile Practice</i> pathway the programme is introduced to the family by the health visitor who will refer them straight to a dental practice or to a dental health support worker (DHSW). DHSWs will give additional oral health support to children and families most in need and make a first appointment for the child with a local <i>Childsmile</i> dental service, where a programme of <i>Childsmile</i> care, tailored to meet the needs of the individual child, will be provided by the dental team.
Children referred to DHSW (as recorded on HIC by DHSWs)	Children referred to DHSW by a health visitor, clinic (e.g., recruitment at a weaning fair or mother & toddler group), dentist, by the NHS 24 service, via self-referral or other route (e.g. or a promotional event), as recorded by <i>Childsmile</i> staff on the HIC system.
Children registered with an NHS dentist	Data on total numbers of children registered with an NHS dentist were supplied by Public Health Scotland in September 2025.
Children registered / will register with own dentist	Children registered/will register with own dentist are children contacted by a DHSW whose parents/guardians advised that the child was registered/would register with own dentist (i.e., self-reported data). These children did not have a dental appointment arranged by a DHSW.
Children successfully contacted by DHSW	Children successfully contacted by DHSW are all children/families contacted by DHSW via a home visit, clinic, a telephone call or by other means (e.g., a promotional event), and for whom an "Appointment Kept" or "Declined on the day – Refused <i>Childsmile</i> " result was recorded.
Children with a <i>Childsmile</i> dental appointment arranged	Children with a <i>Childsmile</i> dental appointment arranged are those children whose families were contacted by a DHSW and who were assisted in booking an appointment at a dental practice delivering <i>Childsmile</i> .
Children with <i>at least one</i> fluoride varnish application (FVA)	Children with at least one FVA (made by a dentist or dental care professional) are those 2-5-years-old children (inclusive) who received an FVA from a dentist or dental care professional, within the reporting period.
Children with one FVA only	Children with one FVA only (made by a dentist or dental care professional) are those 2-5-years-old (inclusive) who had received one FVA within the reporting period and who had not received any more FVAs in the 12 months prior to that application.
Children with <i>two or more</i> FVAs	Children with two or more FVAs (made by a dentist or dental care professional) are those 2-5-years-old (inclusive) who had received at least one FVA within the reporting period and who had also received another FVA in the 12 months prior to that application.

Childsmile Practice (continued)

Term	Definition
Dietary advice	Dietary advice is giving families information on nutrition and drinks (to prevent decay) to foster good oral health behaviour. All contacts within the dental practice offer the opportunity for the whole dental team to inform families of the key oral health messages.
Enhanced preventive advice and treatment (including <i>Childsmile</i>)	Enhanced preventive care, advice, and treatment which must include: oral hygiene instruction; and tooth brushing and interdental cleaning demonstration. It may also include, where appropriate: alcohol and smoking cessation advice; dietary advice; discussion of risk and medical factors including, but not limited to, medication, diabetes and pregnancy; application of fluoride varnish; review of plaque retentive factors; Professional Mechanical Plaque Removal (PMPR) of calculus.
Fluoride varnish application (FVA)	Practices are expected to provide fluoride varnish application to the teeth of all children twice yearly, from the age of 2 (provided an appropriate medical history is available and deemed satisfactory). This is recommended by the Scottish Dental Clinical Effectiveness Programme (SDCEP) Prevention and Management of Dental Caries in Children guidance.
GDS (General Dental Services) dental practices delivering <i>Childsmile</i> interventions	Dental practices delivering <i>Childsmile</i> interventions are those independent contractor GDS practices that have delivered any of the <i>Childsmile</i> interventions (toothbrushing instruction, dietary advice or fluoride varnish application) within the reporting period. ISD are unable to report robust Public Dental Service (PDS) data therefore the total number of PDS practices delivering <i>Childsmile</i> interventions cannot be reported.
Independent contractor GDS (independent contractor General Dental Services)	Independent contractor General Dental Services are independent practices contracted to work on behalf of local NHS Boards. Independent contractor GDS were called non-salaried GDS in previous reports.
PDS (Public Dental Service)	From 1 January 2014, dentists employed by their local NHS Board provide dental care and treatment under what is known as the Public Dental Service (PDS). PDS includes all Scottish salaried dentists (formerly Community Dental Services and Salaried General Dental Services). PDS is a complementary service to general dental practice. In practice this means serving all priority groups, including children or adults who cannot obtain treatment from a general dental practice, people with special needs, patients requiring specialised services including surgical dentistry, paedodontics, and services for anxiety including sedation and general anaesthetics. They also assist with patients who are restricted to their homes or hospitalised.
SIMD	The measure of deprivation used throughout this report is SIMD (the Scottish Index of Multiple Deprivation). This is a relative measure of deprivation across 6,976 data zones. SIMD ranks data zones from 1 (most deprived) to 6,976 (least deprived). Quintiles split these data zones into 5 groups each of which contain 20% of the data zones in Scotland. National SIMD is used for <i>Childsmile</i> Practice as payments are processed for General Dental Practitioners using the national SIMD index.

Childsmile Practice (continued)

Term	Definition
Toothbrushing instruction	Toothbrushing instruction is giving families information on when to brush, types of brush and toothpaste to use, amount of toothpaste to use, methods and demonstrations of brushing, and parents brushing their child's teeth to demonstrate skill acquisition. All contacts within the dental practice offer the opportunity for the whole dental team to inform families of the key oral health messages.
Total number of independent-contractor GDS practices	The total numbers of independent contractor general dental practices as at 15th October 2025 were supplied by PHS Scotland, MIDAS.
Unknown NHS Board	If a postcode is missing from a child's record or is incorrect, the record cannot be assigned to a health board. All children with incorrect/missing postcodes are reported under "Unknown NHS Board" section of the relevant graphs.
Unknown SIMD	If a postcode is missing from a child's record or is incorrect, the record cannot be assigned to a SIMD quintile, Children with incorrect/missing postcodes are reported under the "Unknown SIMD" sections of the relevant graphs.

Childsmile Workforce

Term	Definition
Dental Health Support Workers (DHSW)	Dental Health Support Workers are employed by NHS Boards and are responsible for liaising with families, health visitor teams, nurseries, schools and dental practices with regards to <i>Childsmile</i> .
Extended Duty Dental Nurses (EDDN)	Extended Duty Dental Nurses may be employed by NHS Boards or independent contractors (family dentists) and provide preventive advice and regular Fluoride Varnish applications.

This report was prepared by the Central Evaluation and Research Team (University of Glasgow).

Data supplied by:

Health Informatics Centre, Dental Health Services & Research Unit (University of Dundee).
Public Health Scotland, Dental & Ophthalmic Team.
National Health Service Education for Scotland.
Childsmile coordinators / *Childsmile* teams in NHS Boards.

December 2025



This *Childsmile* National Headline Data Report is licensed under a Creative Commons Attribution-NonCommercial 3.0 Unported License, which permits use, distribution, and reproduction in any medium, provided the original work is properly cited, the use is non-commercial and is otherwise in compliance with the license.

The Legal Code (full license) can be found here: <https://creativecommons.org/licenses/by-nc/3.0/legalcode>

In particular, permission to reproduce this report is granted to NHS Scotland staff.

If you require any further information, please contact:

Bill Wright

Childsmile Programme Manager (Monitoring)

Tel No: 0141 211 9208

E-mail: william.wright@glasgow.ac.uk