



Childsmile

National Headline Data

**Central Evaluation & Research Team,
University of Glasgow**

November 2017



Contents

Executive summary	iii
List of tables	vi
List of figures	vi
Abbreviations	viii
Introduction	1
Childsmile Core	3
Participating establishments	3
Childsmile Nursery & School	5
Participating establishments	5
Consent and fluoride varnish application rates	7
Childsmile Practice	20
Child referral and dental health support worker contact	20
Practice engagement	24
Delivery in dental practice	25
Number of fluoride varnish applications in nursery, school and practice settings	32
Childsmile workforce	34
Appendix 1: Definitions	35

Executive summary

This report presents longitudinal headline data for the integrated Childsmile programme at a national level. Where appropriate, data are presented by NHS Board and Scottish Index of Multiple Deprivation (SIMD).

Childsmile Core

Participating establishments

- According to the data recorded on the Childsmile@HIC system, 2,644 pre-school establishments and 1,346 primary schools were participating in the Childsmile Core toothbrushing programme in Scotland during the 2016/17 academic year (Figs 1 & 2, p.3 and Tab 1 p.4). This is a small increase in comparison with the 2015/16 figures (2,619 and 1,333, respectively).

Childsmile Nursery & School

Participating establishments

- 964 pre-school establishments and 919 primary schools were participating in the Childsmile Nursery and School programme in Scotland during the 2016/17 academic year (Fig 3, p.5 and Tab 2, p.6). For comparison, in 2015/16, 961 pre-school establishments and 908 primary schools participated.

NOTE: A new age filter has been applied when reporting Childsmile Nursery & School 2016/17 data. The new age filter for reporting Nursery (3-4 years old), P1-P2 (5-6 years old) and P1-P4 (5-8 years old) data is based on the individual child's date of birth, rather than on class lists uploaded onto the Childsmile@HIC system, as it was the case before. Consequently, the 2016/17 data for Nursery, P1-P2 and P1-P4 are not directly comparable with the previous years' data.

Consent rates

- During the 2016/17 academic year, the average consent rate for Scotland was 87% among nursery children and 88% among school children (as a percentage of targeted children) (Figs 4 & 5, p.7-8).
- In the 2016/17 academic year consent rates varied between boards. For nurseries the range was from 80% to 94%, and for schools 80% to 92%, of targeted children (Tabs 3 & 4, p.9-10).

Fluoride varnish application rates

- 71% of targeted nursery children received at least one fluoride varnish application in the 2016/17 academic year (Fig 4, p.7). 83% of targeted school children received at least one fluoride varnish application in the 2016/17 academic year (Fig 5, p.8).
- Variation in fluoride varnish application rates was evident across boards. The percentage of targeted children receiving *at least one* fluoride varnish application ranged from 64% to 81% in nurseries and from 75% to 90% in schools (2016/17 academic year) (Tabs 3 & 4, p. 9-10).
- 42% of targeted nursery children received *two or more* fluoride varnish applications in the 2016/17 academic year (Fig 4, p.7). 68% of targeted school children received *two or more* fluoride varnish applications in the 2016/17 academic year (Fig 5, p.8).
- The percentage of children receiving *two or more* fluoride varnish applications ranged from 34% to 59% for nurseries, and from 62% to 80% for primary schools across NHS Boards (as a percentage of targeted children, 2016/17 academic year) (Tabs 3 & 4, p. 9-10).

SIMD quintile distribution of children receiving a fluoride varnish application:

- 36% of nursery children and 43% of school children who received *at least one* fluoride varnish application within 2016/17 academic year were in SIMD 1 quintile (health board (local) SIMD 2016) (Figs 6 & 7, p.12-13).
- Similarly, 36% of nursery children and 42% of school children who received *two or more* fluoride varnish applications were in SIMD 1 quintile (health board (local) SIMD 2016) (Figs 6 & 7, p.12-13).

Proportion of SIMD1 population receiving a fluoride varnish application:

- 48% of the population of nursery aged children residing in SIMD 1 quintile received *at least one* fluoride varnish application in the 2016/17 academic year. 27% received *two or more* fluoride varnish applications (health board (local) SIMD 2016) (Figs 8 & 9, p.14-15).
- 68% of the population of P1-P4 aged children residing in SIMD 1 quintile received *at least one* fluoride varnish application in the 2016/17 academic year. 55% received *two or more* fluoride varnish applications (health board (local) SIMD 2016) (Fig 10 & 11, p.16-17).

Childsmile Practice

Child referral and Dental Health Support Worker contact

- 14,132 children in Scotland were recorded on the Childsmile@HIC system as referred to a Dental Health Support Worker in the 2016/17 financial year – a 3% decrease in comparison with 2015/16 (Fig 14, p.20).
- 14,501 children were successfully contacted by a Dental Health Support Worker in the 2015/16 financial year – an increase of 3% in comparison with 2015/16 (Fig 14, p.20).
- In the 2016/17 financial year the majority of children were referred to Dental Health Support Workers by a Health Visitor – 11,332 children. 1,717 children were referred to Childsmile via 'Other' source; 292 via Clinic; 219 were self-referrals; 213 from a dentist; 51 were referred by the NHS 24 and for 308 children, a type of referral was not specified (Fig 15, p.21).
- There were 14,218 children with at least one kept Dental Health Support Worker appointment; 303 families who refused Childsmile; 308 families that could not be contacted; and for 2,157 families the end result was a 'Failed to Attend / Not at home' (Fig 16, p.22).
- Within the 2016/17 financial year, 12,874 children had their first ever kept appointment with a Dental Health Support Worker. 1,746 children had their second kept appointment and 665 had their third (or greater) kept DHSW appointment within 2016/17 (for these children, their prior kept appointment may have occurred in an earlier reporting period) (Fig 17, p.23).

Practice engagement

- 86% (876) of independent contractor General Dental Service practices were delivering Childsmile interventions in the 2015/16 financial year. For comparison, 85% (858) were delivering Childsmile in the 2015/16 financial year (Tab 8, p.24).

Delivery in dental practice

- The proportions of 0-2 and 3-5-year-old children registered with an NHS dentist receiving toothbrushing and dietary advice in the 2016/17 financial year were similar to the 2015/16 figures. There was a slight increase (less than 1%) in all categories and age groups: receiving toothbrushing instruction and receiving dietary advice (Figs 18 & 19, p.25).
- During the 2016/17 financial year, 70% of 0-2 year old children registered with an NHS dentist in Scotland (NHS Board range: 54%-100%), and 43% of 3-5 year old children registered with an NHS dentist in Scotland received *toothbrushing instruction* (NHS Board range: 28%-69%) (Tabs 9 & 10, p.26-27).
- 68% of 0-2 year old children registered with an NHS dentist in Scotland (NHS Board range: 53%-100%), and 43% of 3-5 year old children registered with an NHS dentist in Scotland received *dietary advice* (NHS Board range: 29%-70%) (Tabs 9 & 10, p.26-27).
- The proportions of 2-5-year-old children registered with an NHS dentist receiving fluoride varnish application in the 2016/17 financial year were similar to the 2015/16 figures. There was a very slight increase: the proportion of children who received *at least one* fluoride varnish application increased by 0.4%, and those who received *two or more* fluoride varnish applications increased by 0.7% (Fig 21, p.29).
- In the 2016/17 financial year, 38% of 2-5 year old children registered with an NHS dentist (NHS Board range: 26%-63%) received *at least one* fluoride varnish application and 18% received *two or more* fluoride varnish applications (children who had received at least one fluoride varnish application within the reporting period and who had also received another fluoride varnish

application in the 12 months prior to that application), NHS Board range: 10%-34% (Tab 11, p.30).

- Proportions of 2-5 year old children registered with an NHS dentist who received *at least one* fluoride varnish application increased gradually across the SIMD quintiles (from 34% in the most deprived quintile to 44% in the least deprived quintile). Similarly, proportions of 2-5 year old children registered with an NHS dentist who received *two or more* fluoride varnish applications rose gradually across the SIMD quintiles from 14% in the most deprived quintile to 23% in the least deprived quintile) (Fig 22, p.31).

Number of fluoride varnish applications in nursery, school and practice settings

- In 2016/17, 67,334 fluoride varnish applications were delivered in nursery settings, 190,875 in school settings and 97,870 in dental practice settings (Tab 12, p.32). There was a decrease in fluoride varnish applications in nursery (4% decrease) and school (3% decrease) settings in comparison with the 2015/16 figures. On the contrary, there was a 1% increase in the numbers of fluoride varnish applications delivered in practice settings.

Childsmile Workforce

- In the 2016/17 financial year, 13 Childsmile training courses were run, 17 Dental Health Support Workers and 60 Extended Duty Dental Nurses were trained (Fig 24, p.34). For comparison, in the 2014/15 financial year 21 courses were run with 42 Dental Health Support Workers and 87 Extended Duty Dental Nurses trained.

List of tables

Table 1 Pre-school educational establishments and primary schools participating in Childsmile Core programme (as a % of total number of pre-school establishments / LA primary schools) by NHS Board – Scotland, 2016/2017 academic year	4
Table 2: Numbers of nurseries and primary schools participating in fluoride varnish programme – by NHS Board, 2012/13-2016/17 academic year	6
Table 3: Targeting, consent and FVA rates – Childsmile Nursery, by NHS Board, 2016/2017 academic year.....	9
Table 4: Consent and FVA rates – Childsmile School (as a % of the total number of targeted children in participating schools) – by NHS Board, 2016/2017 academic year	10
Table 5: P1-P4 and P1-P2 targeting, consent and FVA rates – Childsmile School, by NHS Board, 2016/2017 academic year.....	11
Table 6: Children in special education classes receiving FVA, by NHS Board, 2016/2017 academic year.....	19
Table 7: DHSW: Child referrals, contacts, practice appointments made and children registered with own dentist – by NHS Board, 2016/2017 financial year	20
Table 8: Independent contractor GDS practices delivering Childsmile interventions – Scotland, by NHS Board, 2016/2017 financial year	24
Table 9: Proportion of 0-2 year old children registered with an NHS dentist receiving toothbrushing instruction and dietary advice – Scotland, by NHS Board, 2016/2017 financial year.....	26
Table 10: Proportion of 3-5 year old children registered with an NHS dentist receiving toothbrushing instruction and dietary advice – Scotland, by NHS Board, 2016/2017 financial year.....	27
Table 11: Proportion of 2-5 year old children registered with an NHS dentist receiving at least one FVA or two or more FVAs – Scotland, by NHS Board, 2016/2017 financial year .	30
Table 12: Number of FVAs in nursery, school and practice settings, 2012/13-2016/17	32

List of figures

Figure 1: Nurseries participating in toothbrushing programme in Scotland, 2012/13-2016/17 academic year.....	3
Figure 2: Primary schools participating in toothbrushing programme in Scotland, 2012/13-2016/17 academic year.....	3
Figure 3: Nurseries and primary schools participating in fluoride varnish programme in Scotland, 2012/13-2016/17 academic year	5
Figure 4: Nursery Consent and FVA rates (as a % of the total number of children in participating nurseries) – Scotland, 2012/13-2016/17 academic year.....	7
Figure 5: School Consent and FVA rates (as a % of the total number of targeted children in participating schools) – Scotland, 2012/13-2016/17 academic year	8

Figure 6: Nursery children receiving <i>at least one</i> and <i>two or more</i> FVAs by SIMD quintile - Scotland, 2012/13-2016/17 academic year	12
Figure 7: Primary school children receiving <i>at least one</i> and <i>two or more</i> FVAs by SIMD quintile - Scotland, 2012/13-2016/17 academic year	13
Figure 8: Proportion of population of nursery children in each SIMD (local) quintile who received at least one FVA – Scotland, 2012/13-2016/17 academic year	14
Figure 9: Proportion of population of nursery children in each SIMD (local) quintile who received two or more FVAs – Scotland, 2012/13-2016/17 academic year	15
Figure 10: Proportion of population of P1-P4 age children in each SIMD (local) quintile who received at least one FVA – Scotland, 2012/13-2016/17 academic year	16
Figure 11: Proportion of population of P1-P4 age children in each SIMD (local) quintile who received two or more FVAs – Scotland, 2012/13-2016/17 academic year	17
Figure 12: Proportion of population of nursery (3-4 year olds) and P1-P4 children receiving at least one FVA, by national SIMD – Scotland, 2016/2017 academic year	18
Figure 13: Proportion of population of nursery (3-4 year olds) and P1-P4 children receiving two or more FVAs, by national SIMD – Scotland, 2016/2017 academic year	18
Figure 14: DHSW: Child referrals, contacts, practice appointments made and children registered/will register with own dentist – Scotland, 2012/13-2016/17 financial year	20
Figure 15: Number of children referred to DHSW by SIMD of child – Scotland, 2016/2017 financial year	21
Figure 16: Children successfully contacted and not contacted by DHSW, and families who refused Childsmile, by SIMD of child – Scotland, 2016/2017 financial year	22
Figure 17: Children with different numbers of kept DHSW appointments by SIMD of child – Scotland, 2016/2017 financial year	23
Figure 18: Proportion of 0-2 year old children registered with an NHS dentist receiving toothbrushing instruction and dietary advice – Scotland, 2012/13-2016/17 financial year ...	25
Figure 19: Proportion of 3-5 year old children registered with an NHS dentist receiving toothbrushing instruction and dietary advice – Scotland, 2012/13-2016/17 financial year ...	25
Figure 20: Proportion of 0-2 and 3-5 year old children registered with an NHS dentist receiving toothbrushing instruction / dietary advice – Scotland, by SIMD, 2016/2017 financial year	28
Figure 21: Proportion of 2-5 year old children registered with an NHS dentist receiving at least one FVA or two or more FVAs – Scotland, 2012/13-2016/17 financial year	29
Figure 22: Proportion of 2-5 year old children registered with an NHS dentist receiving at least one / two or more FVAs – Scotland, by SIMD, 2016/2017 financial year	31
Figure 23: SIMD (national) distribution of FVAs in nursery, school and practice settings – Scotland, 2016/2017	33
Figure 24: NES Childsmile training courses and staff trained – Scotland, 2012/13-2016/17 financial year	34

Abbreviations

List of abbreviations of NHS Board names

AA	Ayrshire & Arran
B	Borders
DG	Dumfries & Galloway
F	Fife
FV	Forth Valley
G	Grampian
GGC	Greater Glasgow & Clyde
H	Highland
La	Lanarkshire
Lo	Lothian
O	Orkney
S	Shetland
T	Tayside
WI	Western Isles
Sco	Scotland

Other abbreviations

CHSP-PS	Child Health Surveillance Programme Pre-School system
DHSW	Dental Health Support Worker
EDDN	Extended Duty Dental Nurse
FVA	Fluoride Varnish Application
GDS	General Dental Services
HIC	Health Informatics Centre
ISD	Information Services Division
NES	NHS Education for Scotland
P	Primary school year groups (e.g. P4 – Primary 4)
PCDS	Primary Care Dental Services
PDS	Public Dental Service
SDR	Statement of Dental Remuneration
SIMD	Scottish Index of Multiple Deprivation

Introduction

This report presents headline data for the integrated Childsmile programme at a national level. Where appropriate, data are presented by NHS Board and Scottish Index of Multiple Deprivation (SIMD). A key aim of the report is to show progress over time for all components of the programme.

Childsmile National Headline Data reports are produced and circulated once a year. Data for the Childsmile Core, Nursery and School sections of this report correspond to the academic year (for the purposes of this report an academic year is from 1 July to 30 June). Data for Childsmile Practice are given by financial year (1 April to 31 March).

Childsmile Core, Nursery & School and Childsmile Practice Dental Health Support Worker (DHSW) sections of the report are based on data available at 4th October 2017, and Childsmile Practice Primary Care Dental Services (PCDS) section – as of November 2017. Figures may be subject to further updating¹.

This report covers the following periods:

- Childsmile Core and Childsmile Nursery & School: 2012/13 to 2016/17 academic year (data from the Health Informatics Centre (HIC));
- Childsmile Practice – DHSW data: 2012/13 to 2016/17 financial year (data from HIC);
- Childsmile Practice – PCDS data: 2012/13 to 2016/17 financial year (data from the Information Services Division (ISD) Scotland);
- Childsmile Workforce – training figures: 2012/13 to 2016/17 financial year (data from NHS Education for Scotland (NES)).

Data availability

The data covering the most recent five-year period are presented in each report. For earlier data, please refer to previously published reports (available at: <http://www.child-smile.org.uk/documents/5225.aspx>).

Negative toothbrushing consent

In August 2016 positive consent (opt-in) to the toothbrushing segment of the Childsmile programme was replaced with negative consent (opt-out). Namely, all children attending a toothbrushing establishment are considered consented to toothbrushing, unless the parent indicates that they do not wish their child to take part. As a consequence, currently there is no individual level toothbrushing data being recorded on the Childsmile@HIC system.

6-8 week assessment Child Health Surveillance Programme Pre-School (CHSP-PS) data

The 6-8 week assessment CHSP-PS data are not presented in this report due to a change in the 6-8 week assessment form made in January 2016. Prior to this change there was a section on the assessment form designated specifically for Childsmile, whereas at present Childsmile falls under the category of 'Future action', along with thirteen other (non-Childsmile) future action categories. Moreover, the 'Future actions' field is not compulsory to fill in. This change has led to a very low completion rates for Childsmile referrals at the 6-8 weeks assessment: within the 2016/17 financial year this field was only completed for less than 4% of the total number of the conducted 6-8 week reviews.

Public Dental Service

The new contract of employment designed to modernise the terms and conditions of community and salaried dentists was introduced in Scotland in September 2013. The community dental service and the salaried general dental services in Scotland are now part of the Public Dental Service (PDS).

Delivery of fluoride varnish in NHS Orkney, NHS Shetland and NHS Western Isles

There are different arrangements for delivery of fluoride varnish in nurseries and schools in NHS Orkney, NHS Shetland and NHS Western Isles. From January 2011 **all** children in nurseries and schools up to P2 (inclusive) are targeted to receive fluoride varnish through Childsmile Nursery/School components of the programme, whereas children in school years P3 to P7 are followed up through Childsmile Practice.

¹ This is due to time-lags from delivery to data entry and ongoing quality checks.

The monitoring of these P3 to P7 children started in January 2011 in NHS Orkney, April 2011 in NHS Shetland and August 2011 in NHS Western Isles.

Since the incorporation of Childsmile Practice interventions into the SDR on 1 October 2011, data from GP17 forms that were recording the delivery of fluoride varnish to P3-P7 children through Childsmile Practice (i.e. in NHS Orkney, NHS Shetland and NHS Western Isles) has been unavailable.

Measure of deprivation

The measure of deprivation used throughout this report is Scottish Index of Multiple Deprivation (SIMD) population-weighted quintile (a quintile describes a fifth of the population), with SIMD 1 being the most deprived quintile and SIMD 5 the least deprived quintile.

SIMD 2016 was used when reporting 2016/17 and 2015/16 data, while SIMD 2012 was used for all previous years (2012/13–2014/15).

“Health board (local) SIMD” is used for Nursery and School and “National (Scotland) SIMD” for Childsmile Practice (to be consistent with the SDR payment arrangements with General Dental Services (GDS) practices).

Child allocation to NHS Board

For Childsmile Nursery and School: Children are linked to a nursery/school and the nursery/school is assigned to an NHS Board. However, the child's home postcode is used to assign to a SIMD quintile (e.g. this means if a child goes to school in NHS Grampian but lives in NHS Highland, they will be included in the NHS Grampian data but their SIMD quintile will be for NHS Highland).

For Childsmile Practice: Child's home postcode is used to determine NHS Board. This procedure is in line with ISD reporting of dental statistics. Please note the child may reside in the NHS Board but have attended a dental practice anywhere in Scotland.

Scottish NHS Boards boundary changes 2014

On 1st April 2014, NHS Board boundaries were changed to align with those of local authorities. The purpose of the change is to help NHS Boards and local authorities work closer together in the provision of care in the local community.

As a result of this change, the data for the 2014/15-2016/17 academic/financial years are reported using this new NHS Board configuration, whereas the data for previous years are reported using the 2006 NHS Board configuration.

Population baselines

The population baselines for 2016/17 in this report were calculated using Small Area Population Estimates at 30 June 2016 (based on the 2011 Census); the baselines for 2015/16 are based on the estimates as at 30 June 2015 (2011 Census); the baselines for 2013/14 and 2014/15 are based on the estimates as at 30 June 2013 (2011 Census); and the baselines for 2012/13 are based on Small Area Population Estimates at 30 June 2011 (2001 Census). All population estimates were provided by the National Records of Scotland (NRS; <http://www.nrscotland.gov.uk>).

Definitions

Please refer to Appendix 1 which shows definitions for terms used throughout this report.

Childsmile Core

Please refer to Appendix 1 for definitions of terms used throughout this report.

Childsmile Core data are presented by academic year.

Participating establishments

According to the data recorded on the Childsmile@HIC system, 2,644 pre-school establishments and 1,346 primary schools were participating in the Childsmile Core toothbrushing programme in Scotland during the 2016/2017 academic year.

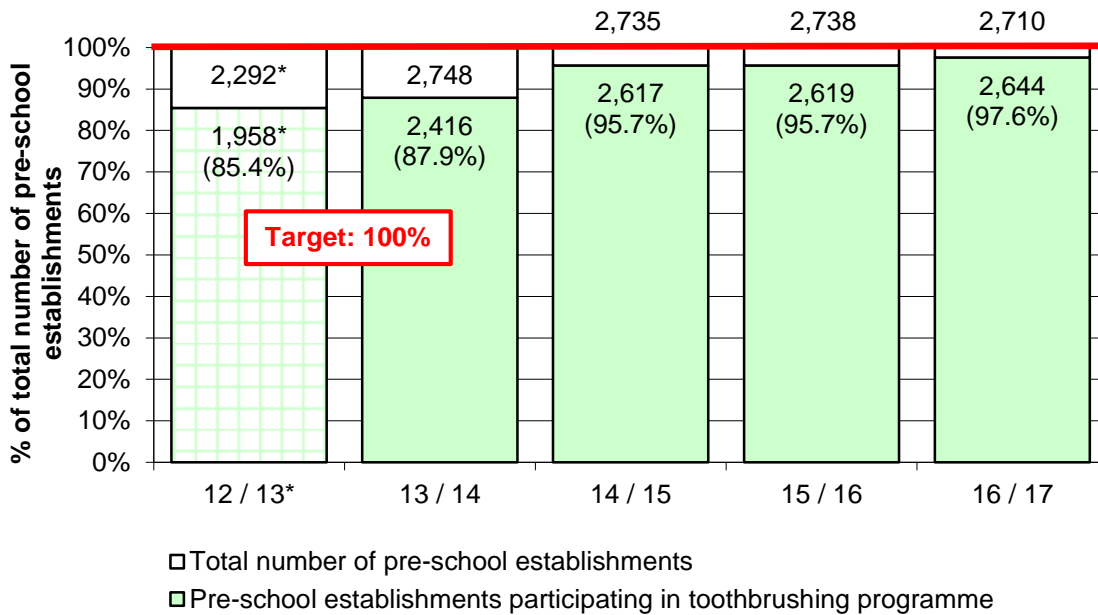


Figure 1: Nurseries participating in toothbrushing programme in Scotland, 2012/13-2016/17 academic year

NOTES: * Not all NHS Boards were using the Childsmile@HIC system to record their toothbrushing monitoring contacts back in 2012/13, thus the 2012/13 data (both total and participating numbers) do not include the figures for those NHS Boards that were not using the Childsmile@HIC system.

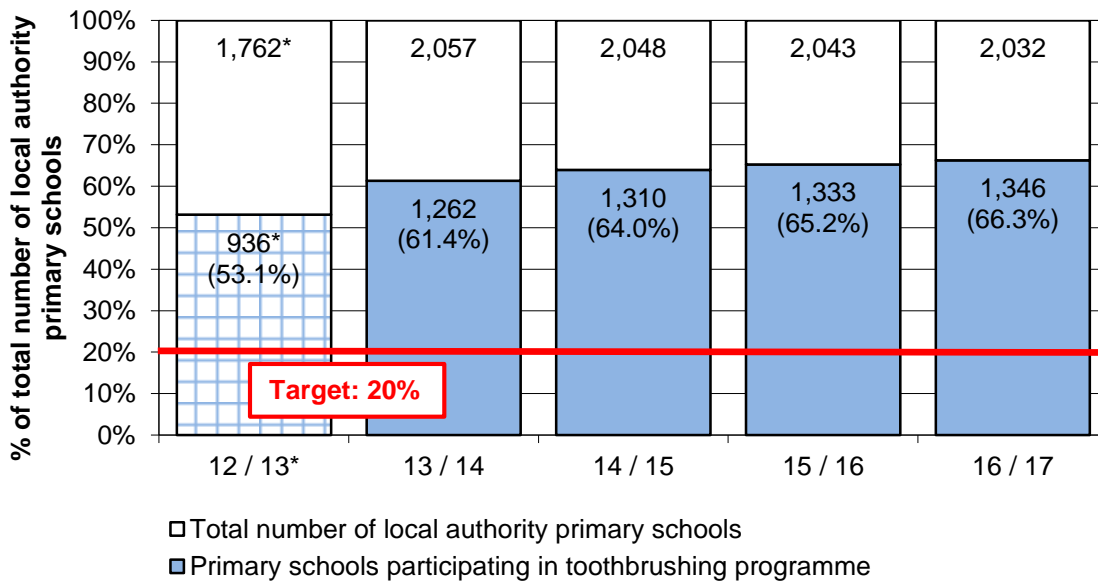


Figure 2: Primary schools participating in toothbrushing programme in Scotland, 2012/13-2016/17 academic year

NOTES: * Not all NHS Boards were using the Childsmile@HIC system to record their toothbrushing monitoring contacts back in 2012/13, thus the 2012/13 data (both total and participating numbers) do not include the figures for those NHS Boards that were not using the Childsmile@HIC system.

Table 1 Pre-school educational establishments and primary schools participating in Childsmile Core programme (as a % of total number of pre-school establishments / LA primary schools) by NHS Board – Scotland, 2016/2017 academic year

Health Board	Total number of pre-school establishments	Pre-school establishments participating in toothbrushing programme		Total number of LA primary schools	Primary schools participating in toothbrushing programme	
		n	% of total		n	% of total
AA	161	161	100.0%	134	113	84.3%
B	75	75	100.0%	61	57	93.4%
DG	97	88	90.7%	99	89	89.9%
F	166	160	96.4%	135	60	44.4%
FV	141	140	99.3%	107	85	79.4%
G	325	312	96.0%	245	91	37.1%
GGC	462	455	98.5%	300	282	94.0%
H	276	260	94.2%	254	144	56.7%
La	276	272	98.6%	244	180	73.8%
Lo	431	431	100.0%	222	105	47.3%
O	21	21	100.0%	20	19	95.0%
S	25	23	92.0%	28	27	96.4%
T	229	222	96.9%	160	71	44.4%
WI	25	24	96.0%	23	23	100.0%
Scotland	2,710	2,644	97.6%	2,032	1,346	66.2%

LA – local authority

NOTES:

- 1) Pre-school establishments / primary schools participating in the toothbrushing programme (Childsmile Core) are those pre-school establishments that had at least one toothbrushing monitoring contact recorded on the Childsmile@HIC system within the period July 2016 to June 2017.
- 2) The total numbers of pre-school establishments as at July 2017 were provided by the Childsmile teams in NHS Boards.
- 3) Total numbers of local authority primary schools as at September 2016 are from *Openings and Closings Exercise*, June 2016, by the Scottish Government (<http://www.scotland.gov.uk/Topics/Statistics/Browse/School-Education/Datasets/contactdetails>)
- 4) The target is to offer toothbrushing programme to all nurseries (100%) and at least 20% of P1 and P2 classes of schools, those situated in areas with the highest level of need of NHS Boards.
- 5) Data for NHS Boards will be partial, if not all of the monitoring contacts with the establishments participating in the toothbrushing programme were entered onto the Childsmile@HIC system.

Childsmile Nursery & School

Please refer to Appendix 1 for definitions of terms used throughout this report.

Childsmile Nursery & School data are presented by academic year.

Reporting unique children from a record based system: As HIC uses a system based on linked records (i.e. consent constitutes one record and all activity linked with that consent is recorded) a child may have more than one record for any reporting period. For example, a child may be listed on more than one class list or have completed more than one consent form. This affects the data completeness/consistency, e.g. the Scotland total, which reports each unique child, may not be the sum of the NHS Board data. It has not been possible to estimate and report the extent to which this affects the data in this report.

Children under 3 years of age: The Childsmile Nursery programme includes children of 3 years and upwards in all targeted nurseries. Some Health Boards, but not all, offer fluoride varnish to a small number of 2 year old children attending targeted nurseries. To ensure population rates are comparable across all Health Boards, data for 2 year old children, namely records of children who were under three years old at the end of February of each reporting year, are excluded from the Childsmile Nursery & School section.

New age filter for Childsmile Nursery & School data: A new age filter has been applied when reporting Childsmile Nursery & School 2016/17 data. The new age filter for reporting Nursery (3-4 years old), P1-P2 (5-6 years old) and P1-P4 (5-8 years old) data is based on the individual child's date of birth, rather than on class lists uploaded onto the Childsmile@HIC system, as it was the case before. Consequently, the 2016/17 data for Nursery, P1-P2 and P1-P4 are not directly comparable with the previous years' data.

Within 2015/16 in NHS Lothian twelve establishments participating in the fluoride varnish programme have been closed due to structural faults. This had an impact on a normal routine varnishing service within the Health Board in Session 2 (January to June 2016).

Participating establishments

In the 2016/2017 academic year, 964 nurseries and 919 primary schools were participating in the fluoride varnish programme.

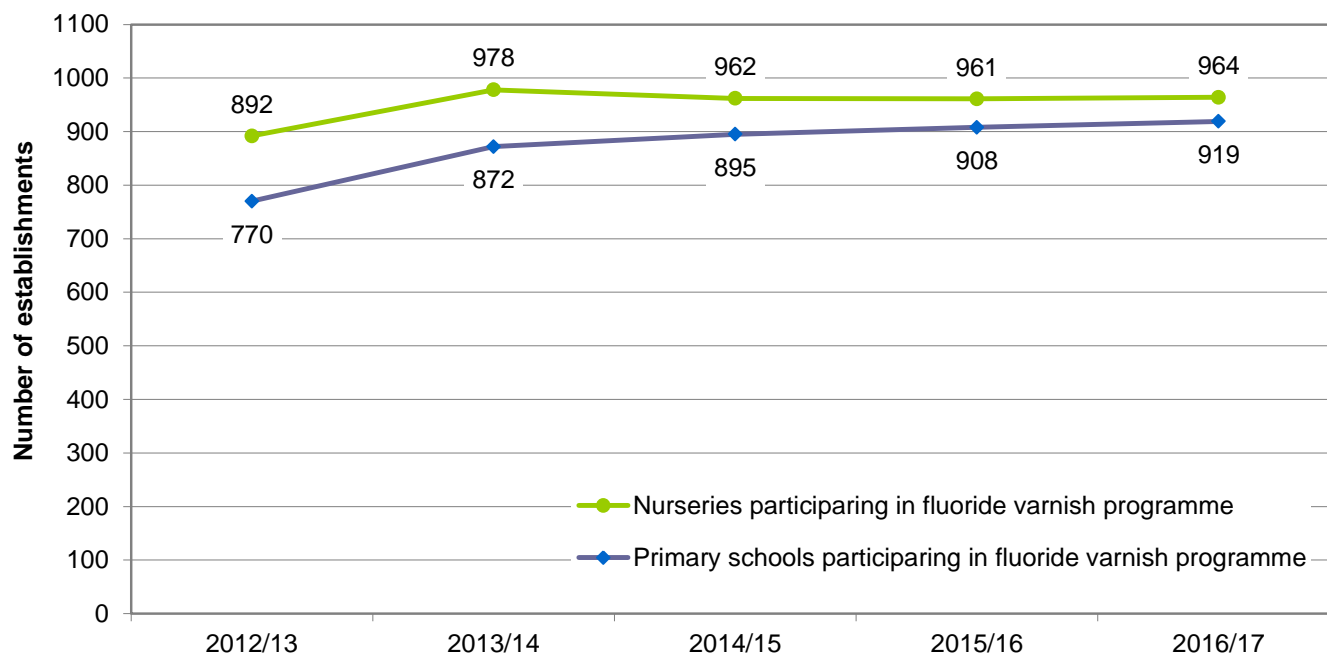


Figure 3: Nurseries and primary schools participating in fluoride varnish programme in Scotland, 2012/13-2016/17 academic year

The breakdown by NHS Board is shown in the table below:

Table 2: Numbers of nurseries and primary schools participating in fluoride varnish programme – by NHS Board, 2012/13-2016/17 academic year

NHS Board	Number of participating nurseries					Number of participating primary schools				
	12/13	13/14	14/15	15/16	16/17	12/13	13/14	14/15	15/16	16/17
AA	33	34	38	37	38	35	37	39	44	48
B	18	18	18	18	19	17	17	17	17	19
DG	10	10	10	10	10	10	10	10	10	10
F	39	40	41	40	39	39	41	43	41	44
FV	30	30	30	39	39	30	30	31	34	34
G	117	157	155	148	149	77	85	81	84	81
GGC	88	126	122	123	123	139	139	139	140	140
H	93	95	93	93	88	71	77	77	78	75
La	275	269	262	263	264	159	228	253	253	254
Lo	74	87	80	77	77	72	88	87	89	90
O	20	19	21	21	21	20	20	19	19	19
S	25	24	23	23	22	29	29	27	27	27
T	45	44	45	44	51	44	46	47	47	55
WI	25	25	24	25	24	28	25	25	25	23
Scotland	892	978	962	961	964	770	872	895	908	919

NOTES:

1) NHS Boards based on the boundaries as at 1st April 2014.

Consent and fluoride varnish application rates

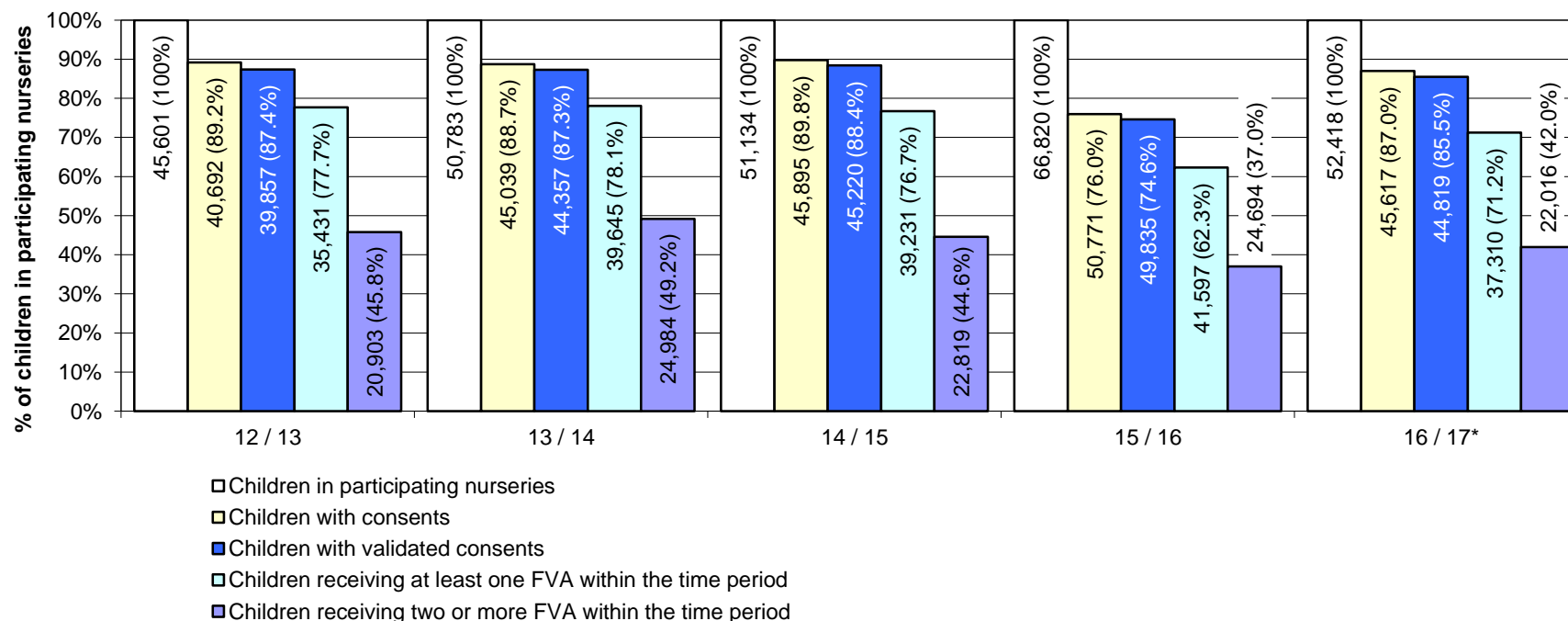


Figure 4: Nursery Consent and FVA rates (as a % of the total number of children in participating nurseries) – Scotland, 2012/13-2016/17 academic year

FVA – fluoride varnish application.

NOTES:

- Figure 4 presents children with consents, children with validated consents, children receiving at least one FVA and children receiving two or more FVAs as a % of the **total number** of children aged 3 years and over in participating nurseries.
For example, for 2016/2017 academic year the number of 3-4 year old targeted children in participating nurseries equals 52,418 (100%), of those 45,617 (87.0%) children were consented for FVA, 44,819 (85.5%) had validated consents, 37,310 (71.2%) received at least one FVA and 22,016 (42.0%) children received two or more FVAs.
- The total number of children in participating nurseries is derived from Childsmile@HIC system class lists using an additional date of birth based age filter. There may be some underreporting of the number of children in participating nurseries due to inability to obtain all class lists in full, and over-reporting if children attend more than one targeted nursery.
- * A new age filter has been applied when reporting Childsmile Nursery & School 2016/17 data. The new age filter for reporting Nursery (3-4 years old), P1-P2 (5-6 years old) and P1-P4 (5-8 years old) data is based on the individual child's date of birth, rather than on class lists uploaded onto the Childsmile@HIC system, as it was the case before. Consequently, the 2016/17 data for Nursery, P1-P2 and P1-P4 are not directly comparable with the previous years' data.
- The way the number of targeted children in participating nurseries/schools is calculated has been changed for the 2015/16 and 2016/17 data. Previously it had been based on an actual date of adding and a date for removing the child to/from a class list, which for 2015/16 and 2016/17 data was replaced with a session year and number (where Session 1 is the period July to December and Session 2 is January to June each year) of adding and removing the child to/from a class list. Due to this, the 2015/16 and 2016/17 proportions of children with consents, with validated consents and those receiving fluoride varnish is not directly comparable with the previous years' proportions.

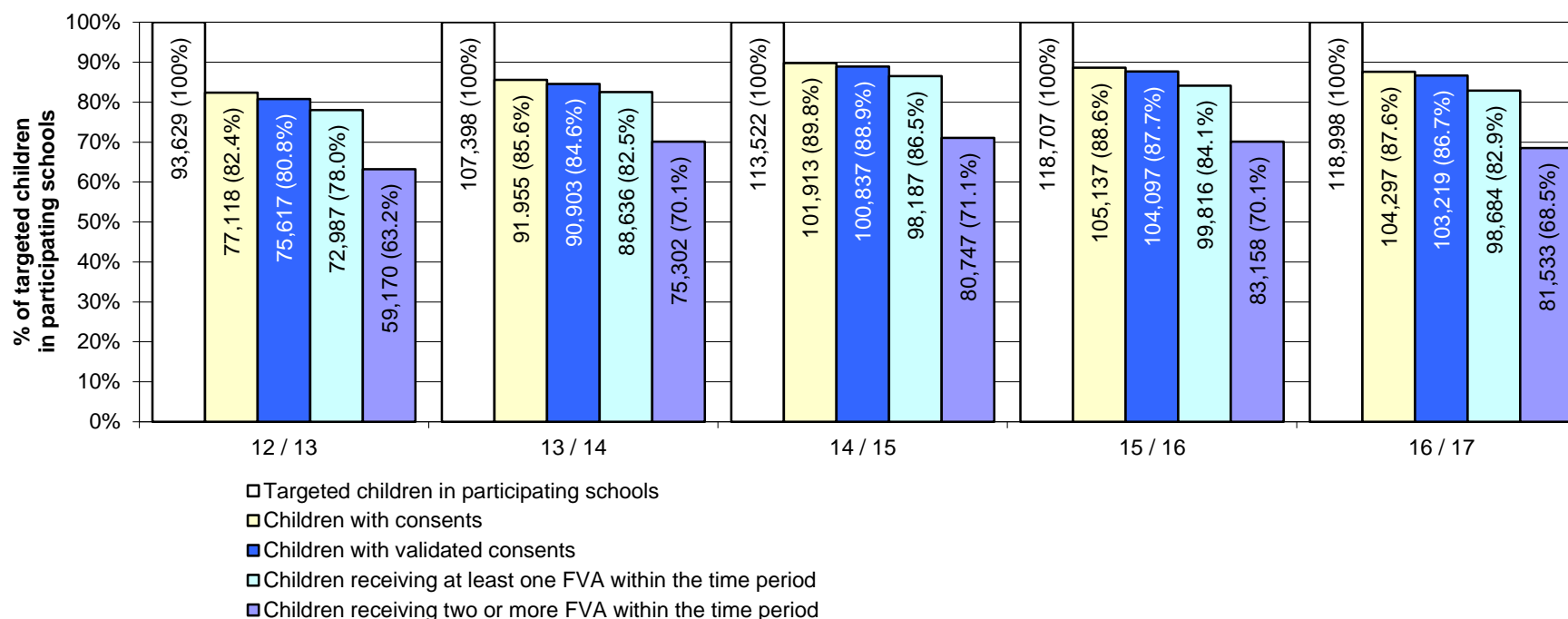


Figure 5: School Consent and FVA rates (as a % of the total number of targeted children in participating schools) – Scotland, 2012/13-2016/17 academic year

FVA – fluoride varnish application.

NOTES:

- 1) Figure 5 presents children with consents, children with validated consents, children receiving at least one FVA and children receiving two or more FVAs as a % of the total number of **targeted** children in participating primary schools. “Targeted children” relates to the children in the primary years groups reached by Childsmile teams in schools, e.g. Childsmile teams may have reached up to P5 classes and children in P1, P2, P3, P4 and P5 will be included.
For example, for 2016/2017 academic year the number of targeted children in participating primary schools equals 118,998 (100%), of those 104,297 (87.6%) children were consented for FVA, 103,219 (86.7%) had validated consents, 98,684 (82.9%) received at least one FVA and 81,533 (68.5%) children received two or more FVAs.
- 2) The number of targeted children in participating schools is derived from Childsmile@HIC system class lists. There may be some underreporting of the number of targeted children in participating schools due to inability to obtain all class lists in full.
- 3) The way the number of targeted children in participating nurseries/schools is calculated has been changed for the 2015/16 and 2016/17 data. Previously it had been based on an actual date of adding and a date for removing the child to/from a class list, which for 2015/16 and 2016/17 data was replaced with a session year and number (where Session 1 is the period July to December and Session 2 is January to June each year) of adding and removing the child to/from a class list. Due to this, the 2015/16 and 2016/17 proportions of children with consents, with validated consents and those receiving fluoride varnish is not directly comparable with the previous years’ proportions.

Table 3: Targeting, consent and FVA rates – Childsmile Nursery, by NHS Board, 2016/2017 academic year

NHS board	Population of 3-4 year old children in NHS board (baseline)	Number of targeted 3-4 year old nursery children in participating establishments		Nursery children with consents		Nursery children with validated consents		Nursery children receiving at least one FVA			Nursery children receiving two or more FVAs		
	P	T	% of P	C	% of T	n	% of T	n	% of T	% of C	n	% of T	% of C
AA	7,732	2,683	34.7%	2,449	91.3%	2,394	89.2%	1,969	73.4%	80.4%	1,127	42.0%	46.0%
B	2,442	737	30.2%	687	93.2%	679	92.1%	598	81.1%	87.0%	374	50.7%	54.4%
DG	2,824	576	20.4%	529	91.8%	503	87.3%	456	79.2%	86.2%	298	51.7%	56.3%
F	8,163	2,743	33.6%	2,365	86.2%	2,346	85.5%	1,964	71.6%	83.0%	1,077	39.3%	45.5%
FV	6,708	2,394	35.7%	2,201	91.9%	2,184	91.2%	1,948	81.4%	88.5%	1,236	51.6%	56.2%
G	12,874	7,489	58.2%	6,431	85.9%	6,376	85.1%	5,465	73.0%	85.0%	3,201	42.7%	49.8%
GGC	26,034	9,001	34.6%	7,324	81.4%	7,115	79.0%	5,773	64.1%	78.8%	3,105	34.5%	42.4%
H	6,443	3,157	49.0%	2,807	88.9%	2,761	87.5%	2,258	71.5%	80.4%	1,415	44.8%	50.4%
La	14,860	14,831	99.8%	13,040	87.9%	12,824	86.5%	10,381	70.0%	79.6%	6,237	42.1%	47.8%
Lo	19,648	4,349	22.1%	4,078	93.8%	3,971	91.3%	3,349	77.0%	82.1%	2,000	46.0%	49.0%
O	426	408	95.8%	370	90.7%	365	89.5%	306	75.0%	82.7%	190	46.6%	51.4%
S	553	523	94.6%	494	94.5%	483	92.4%	410	78.4%	83.0%	307	58.7%	62.1%
T	8,747	2,980	34.1%	2,385	80.0%	2,367	79.4%	2,033	68.2%	85.2%	1,185	39.8%	49.7%
WI *	519*	549*	105.8%*	458	83.4%	452	82.3%	400	72.9%	87.3%	264	48.1%	57.6%
Sco	117,973	52,418	44.4%	45,617	87.0%	44,819	85.5%	37,310	71.2%	81.8%	22,016	42.0%	48.3%

NOTES:

- 1) Table 3 presents number of 3-4 year old children in population, and the numbers of 3-4 year old nursery children targeted, consented and receiving FVA.
- 2) A new age filter has been applied when reporting Childsmile Nursery & School 2016/17 data. The new age filter for reporting Nursery (3-4 years old), P1-P2 (5-6 years old) and P1-P4 (5-8 years old) data is based on the individual child's date of birth, rather than on class lists uploaded onto the Childsmile@HIC system, as it was the case before. Consequently, the 2016/17 data for Nursery, P1-P2 and P1-P4 are not directly comparable with the data presented in previous reports.
- 3) The population baselines for 2016/2017 in this report are based on Small Area Population Estimates at 30 June 2016, provided by the National Records of Scotland (NRS) by Health Board by single year of age. These population estimates are based on the 2011 Census.
- 4) NHS Boards based on the boundaries as at 1st April 2014.
- 5) The way the number of targeted children in participating nurseries/schools is calculated has been changed for the 2015/16 and 2016/17 data. Previously it had been based on an actual date of adding and a date for removing the child to/from a class list, which for 2015/16 and 2016/17 data was replaced with a session year and number (where Session 1 is the period July to December and Session 2 is January to June each year) of adding and removing the child to/from a class list. Due to this, the 2015/16 and 2016/17 proportions of children with consents, with validated consents and those receiving fluoride varnish is not directly comparable with the previous years' proportions.
- 6) * For NHS Western Isles the mid-2016 NRS population estimates were lower than the number of targeted children according to the data recorded on the Childsmile@HIC system. This might be explained by the differences in the estimation methodologies used, as well as by the fact that there might be duplicate children recorded on the Childsmile@HIC system (e.g. when the same child attends more than one nursery and hence has more than one record on the system).

Table 4: Consent and FVA rates – Childsmile School (as a % of the total number of targeted children in participating schools) – by NHS Board, 2016/2017 academic year

Health Board	Population baseline (up to whatever primary year reached in each HB)	Number of targeted children in participating schools		Number of primary school children with consents		Primary school children with validated consents		Number of children receiving at least one fluoride varnish application			Number of children receiving two or more fluoride varnish applications		
	P	T	% of P	C	% of T	n	% of T	n	% of T	% of C	n	% of T	% of C
AA	28,049	5,361	19.1%	4,861	90.7%	4,790	89.3%	4,578	85.4%	94.2%	3,694	68.9%	76.0%
B	8,490	3,343	39.4%	3,025	90.5%	3,001	89.8%	2,880	86.2%	95.2%	2,294	68.6%	75.8%
DG	6,204	1,548	25.0%	1,400	90.4%	1,359	87.8%	1,334	86.2%	95.3%	1,149	74.2%	82.1%
F	29,310	9,888	33.7%	8,594	86.9%	8,573	86.7%	8,239	83.3%	95.9%	6,638	67.1%	77.2%
FV	17,175	3,747	21.8%	3,387	90.4%	3,363	89.8%	3,273	87.3%	96.6%	2,688	71.7%	79.4%
G	45,023	11,946	26.5%	10,508	88.0%	10,467	87.6%	10,059	84.2%	95.7%	8,468	70.9%	80.6%
GGC	62,539	23,188	37.1%	20,129	86.8%	19,831	85.5%	18,652	80.4%	92.7%	15,385	66.3%	76.4%
H	24,117	11,109	46.1%	9,932	89.4%	9,848	88.6%	9,522	85.7%	95.9%	8,307	74.8%	83.6%
La	53,286	22,460	42.1%	19,204	85.5%	19,022	84.7%	18,170	80.9%	94.6%	14,715	65.5%	76.6%
Lo	67,072	13,183	19.7%	12,136	92.1%	11,943	90.6%	11,343	86.0%	93.5%	9,330	70.8%	76.9%
O	1,672	1,469	87.9%	1,354	92.2%	1,322	90.0%	1,301	88.6%	96.1%	1,138	77.5%	84.0%
S	1,925	1,076	55.9%	861	80.0%	843	78.3%	812	75.5%	94.3%	666	61.9%	77.4%
T	21,739	9,251	42.6%	7,590	82.0%	7,550	81.6%	7,229	78.1%	95.2%	5,906	63.8%	77.8%
WI	1,966	1,433	72.9%	1,319	92.0%	1,310	91.4%	1,293	90.2%	98.0%	1,155	80.6%	87.6%
Sco	411,638	118,998	28.9%	104,297	87.6%	103,219	86.7%	98,684	82.9%	94.6%	81,533	68.5%	78.2%

- NOTES:
- 1) “Targeted children” relates to the children in the primary years groups reached by Childsmile teams in schools, e.g. Childsmile teams may have reached up to P5 classes and children in P1, P2, P3, P4 and P5 will be included.
 - 2) The population baselines for 2016/2017 in this report are based on Small Area Population Estimates at 30 June 2016, provided by the National Records of Scotland (NRS) by Health Board by single year of age. These population estimates are based on the 2011 Census.
 - 3) NHS Boards based on the boundaries as at 1st April 2014.
 - 4) The way the number of targeted children in participating nurseries/schools is calculated has been changed for the 2015/16 and 2016/17 data. Previously it had been based on an actual date of adding and a date for removing the child to/from a class list, which for 2015/16 and 2016/17 data was replaced with a session year and number (where Session 1 is the period July to December and Session 2 is January to June each year) of adding and removing the child to/from a class list. Due to this, the 2015/16 and 2016/17 proportions of children with consents, with validated consents and those receiving fluoride varnish is not directly comparable with the previous years’ proportions.

Table 5: P1-P4 and P1-P2 targeting, consent and FVA rates – Childsmile School, by NHS Board, 2016/2017 academic year

NHS board	P1-P4 aged population in NHS board (baseline)	Targeted P1-P4 children in participating schools		P1-P4 children with consents		P1-P4 children with validated consents		P1-P4 children receiving at least one FVA			P1-P4 children receiving two or more FVAs		
	P	T	% of P	C	% of T	n	% of T	n	% of T	% of C	n	% of T	% of C
AA	16,167	4,968	30.7%	4,602	92.6%	4,537	91.3%	4,347	87.5%	94.5%	3,527	71.0%	76.6%
B	4,822	1,850	38.4%	1,726	93.3%	1,712	92.5%	1,650	89.2%	95.6%	1,293	69.9%	74.9%
DG	6,204	1,489	24.0%	1,360	91.3%	1,319	88.6%	1,299	87.2%	95.5%	1,122	75.4%	82.5%
F	17,277	6,154	35.6%	5,481	89.1%	5,464	88.8%	5,284	85.9%	96.4%	4,255	69.1%	77.6%
FV	13,722	3,571	26.0%	3,330	93.3%	3,307	92.6%	3,226	90.3%	96.9%	2,650	74.2%	79.6%
G	26,812	9,113	34.0%	8,290	91.0%	8,256	90.6%	7,910	86.8%	95.4%	6,569	72.1%	79.2%
GGC	50,677	22,382	44.2%	19,750	88.2%	19,464	87.0%	18,374	82.1%	93.0%	15,159	67.7%	76.8%
H	13,818	6,694	48.4%	6,186	92.4%	6,142	91.8%	5,948	88.9%	96.2%	5,157	77.0%	83.4%
La	30,811	20,155	65.4%	18,077	89.7%	17,914	88.9%	17,175	85.2%	95.0%	13,941	69.2%	77.1%
Lo	40,075	12,526	31.3%	11,764	93.9%	11,579	92.4%	11,031	88.1%	93.8%	9,092	72.6%	77.3%
T	17,505	8,133	46.5%	7,023	86.4%	6,984	85.9%	6,763	83.2%	96.3%	5,535	68.1%	78.8%
Mainland - total	237,890	97,032	40.8%	87,587	90.3%	86,676	89.3%	83,006	85.5%	94.8%	68,300	70.4%	78.0%
NHS board	P1-P2 aged population in NHS board (baseline)	Targeted P1-P2 children in participating schools		P1-P2 children with consents		P1-P2 children with validated consents		P1-P2 children receiving at least one FVA			P1-P2 children receiving two or more FVAs		
	P	T	% of P	C	% of T	n	% of T	n	% of T	% of C	n	% of T	% of C
O	458	390	85.2%	366	93.8%	355	91.0%	350	89.7%	95.6%	289	74.1%	79.0%
S	573	499	87.1%	476	95.4%	465	93.2%	453	90.8%	95.2%	369	73.9%	77.5%
WI	522	504	96.6%	480	95.2%	475	94.2%	471	93.5%	98.1%	414	82.1%	86.3%
Islands - total	1,553	1,393	89.7%	1,322	94.9%	1,295	93.0%	1,274	91.5%	96.4%	1,072	77.0%	81.1%

NOTES:

- 1) Table 5 presents number of children in P1-P4 or P1-P2 population, and the numbers of P1-P4 or P1-P2 children targeted, consented and receiving FVA.
- 2) A new age filter has been applied when reporting Childsmile Nursery & School 2016/17 data. The new age filter for reporting Nursery (3-4 years old), P1-P2 (5-6 years old) and P1-P4 (5-8 years old) data is based on the individual child's date of birth, rather than on class lists uploaded onto the Childsmile@HIC system, as it was the case before. Consequently, the 2016/17 data for Nursery, P1-P2 and P1-P4 are not directly comparable with the data presented in previous reports.
- 3) The population baselines for 2016/2017 in this report are based on Small Area Population Estimates at 30 June 2016, provided by the National Records of Scotland (NRS) by Health Board by single year of age. These population estimates are based on the 2011 Census.
- 4) There are different arrangements for delivery of fluoride varnish in nurseries and schools in NHS Orkney, NHS Shetland and NHS Western Isles. From January 2011 all children in nurseries and schools up to P2 (inclusive) are targeted to receive fluoride varnish through Childsmile Nursery/School components of the programme, whereas children in school years P3 to P7 are followed up through Childsmile Practice.
- 5) NHS Boards based on the boundaries as at 1st April 2014.
- 6) The way the number of targeted children in participating nurseries/schools is calculated has been changed for the 2015/16 and 2016/17 data. Previously it had been based on an actual date of adding and a date for removing the child to/from a class list, which for 2015/16 and 2016/17 data was replaced with a session year and number (where Session 1 is the period July to December and Session 2 is January to June each year) of adding and removing the child to/from a class list. Due to this, the 2015/16 and 2016/17 proportions of children with consents, with validated consents and those receiving fluoride varnish is not directly comparable with the previous years' proportions.

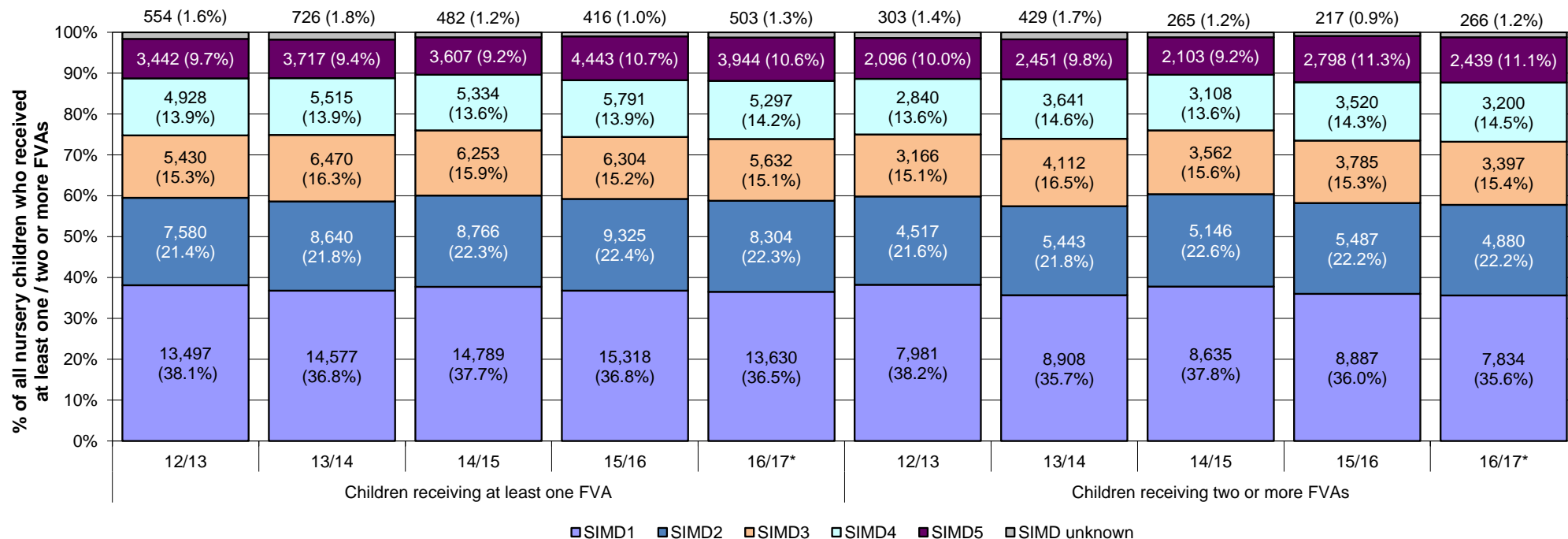


Figure 6: Nursery children receiving at least one and two or more FVAs by SIMD quintile - Scotland, 2012/13-2016/17 academic year

FVA – fluoride varnish application, SIMD – Scottish Index of Multiple Deprivation (local).

NOTES:

- 1) Figure 6 presents the proportion of children in each SIMD quintile who received at least one and two or more FVAs. The numbers in the sections of the bars represent the numbers (and percentages) of children who received at least one / two or more FVA(s) belonging to each SIMD quintile. For example, in 2016/2017 academic year, 7,834 children who received two or more FVAs belonged to SIMD1 quintile (35.6% of the total number of children who received two or more FVAs); 4,880 (22.2%) children belonged to SIMD2; 3,397 (15.4%) to SIMD3; 3,200 (14.5%) to SIMD4; 2,439 (11.1%) to SIMD5 quintile; and there were 266 (1.2%) children with unknown SIMD (due to insufficient postcode information). All six categories combined add up to 100%.
- 2) SIMD 2016 (local) was used.
- 3) * A new age filter has been applied when reporting Childsmile Nursery & School 2016/17 data. The new age filter for reporting Nursery (3-4 years old), P1-P2 (5-6 years old) and P1-P4 (5-8 years old) data is based on the individual child's date of birth, rather than on class lists uploaded onto the Childsmile@HIC system, as it was the case before. Consequently, the 2016/17 data for Nursery, P1-P2 and P1-P4 are not directly comparable with the previous years' data.

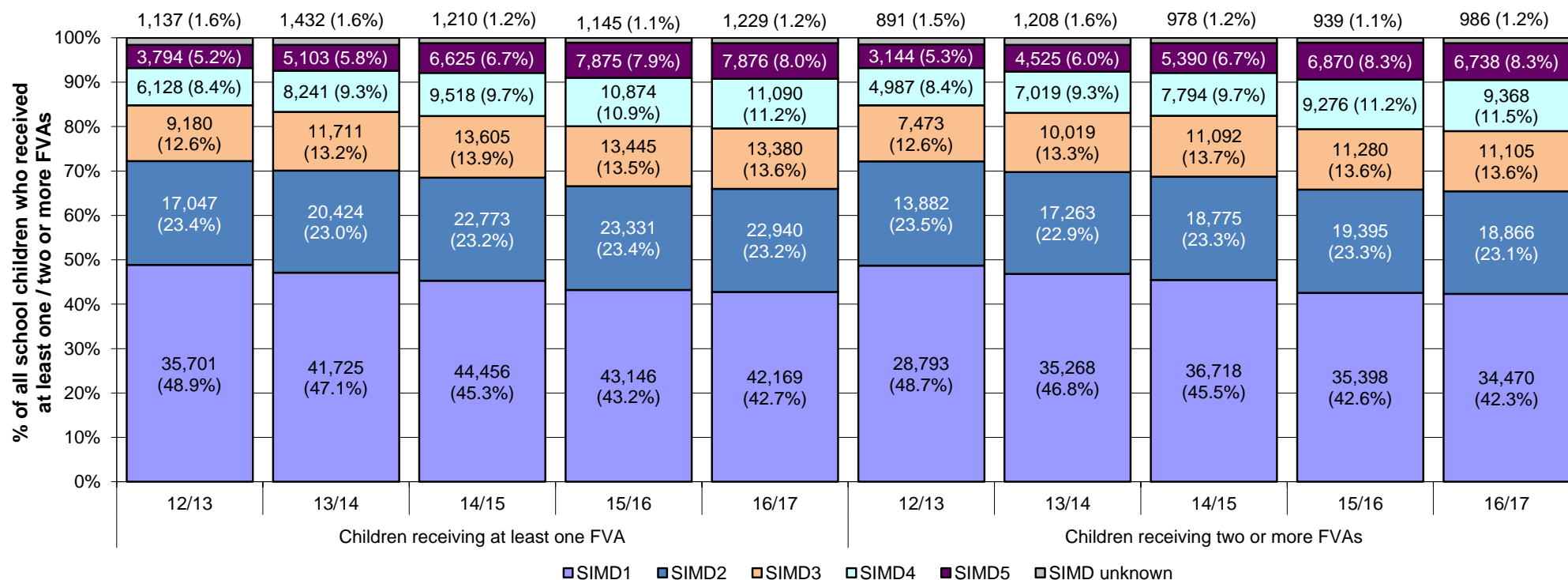


Figure 7: Primary school children receiving at least one and two or more FVAs by SIMD quintile - Scotland, 2012/13-2016/17 academic year

FVA – fluoride varnish application, SIMD – Scottish Index of Multiple Deprivation (local).

NOTES:

- 1) Primary school children here include all children in P1 to P7 classes receiving fluoride varnish, depending on how high up the primary years Childsmile teams have reached in participating schools. Also see notes for Figure 6.
- 2) SIMD 2016 (local) was used.

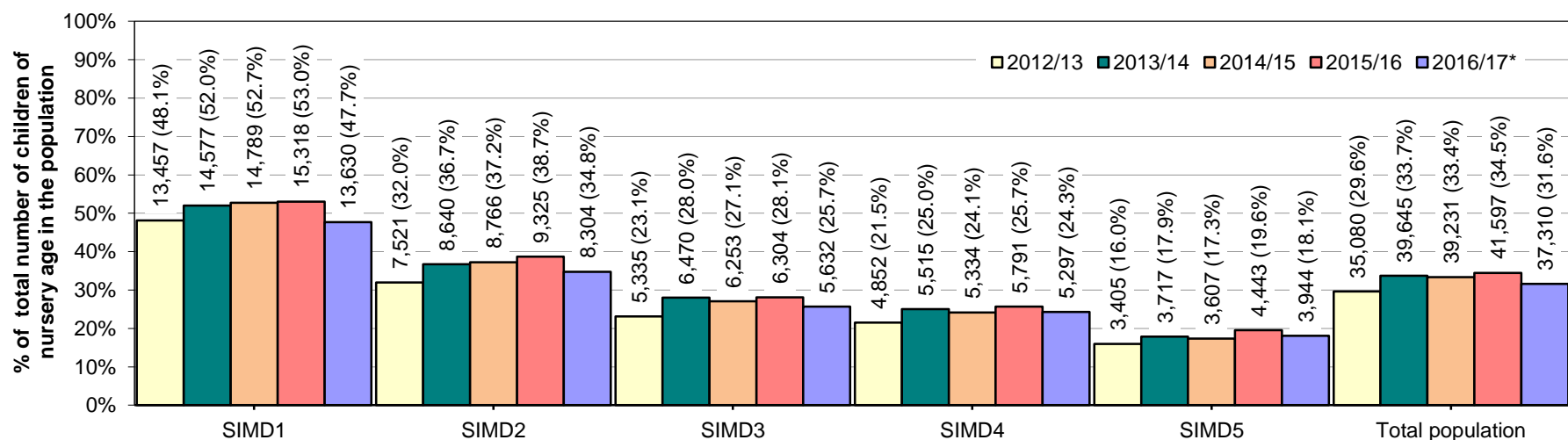


Figure 8: Proportion of population of nursery children in each SIMD (local) quintile who received at least one FVA – Scotland, 2012/13-2016/17 academic year

FVA – fluoride varnish application, SIMD – Scottish Index of Multiple Deprivation (local).

NOTES:

- 1) Figure 8 presents the proportion of nursery age children in each SIMD (local) quintile who received *at least one* FVA in the period 2012/13-2016/17 academic year (as a proportion of total number of children of nursery age in the population).
- 2) The numerator is nursery children who received *at least one* FVA.
- 3) * A new age filter has been applied when reporting Childsmile Nursery & School 2016/17 data. The new age filter for reporting Nursery (3-4 years old), P1-P2 (5-6 years old) and P1-P4 (5-8 years old) data is based on the individual child's date of birth, rather than on class lists uploaded onto the Childsmile@HIC system, as it was the case before. Consequently, the 2016/17 data for Nursery, P1-P2 and P1-P4 are not directly comparable with the previous years' data.
- 4) The denominator is the population of 3-4-year-olds in each SIMD quintile:
 - The population baselines for 2016/2017 in this report were calculated using Small Area Population Estimates at 30 June 2016 provided by the NRS. These population estimates are based on the 2011 Census.
 - The population baselines for 2015/2016 in this report were calculated using Small Area Population Estimates at 30 June 2015 provided by the NRS (based on the 2011 Census).
 - The population baselines for 2013/2014 and 2014/2015 in this report were calculated using Small Area Population Estimates at 30 June 2013 provided by the NRS (based on the 2011 Census).
 - The population baselines for 2012/2013 in this report were calculated using Small Area Population Estimates at 30 June 2011 provided by the NRS. These population estimates are based on the 2001 Census.
- 5) "Total population" numbers do not equal the sum of the numbers in the five SIMD quintiles, as total numbers include children who could not be assigned to a SIMD quintile (due to missing or incorrect child postcode).
- 6) SIMD 2016 (local) was used.

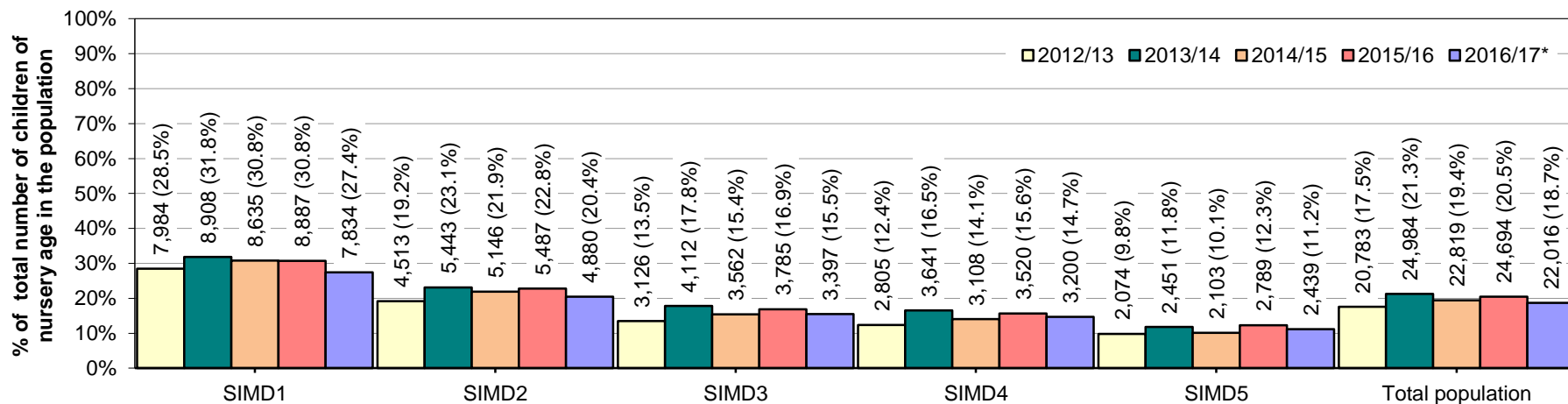


Figure 9: Proportion of population of nursery children in each SIMD (local) quintile who received two or more FVAs – Scotland, 2012/13-2016/17 academic year

FVA – fluoride varnish application, SIMD – Scottish Index of Multiple Deprivation (local).

NOTES:

- 1) Figure 9 presents the proportion of nursery age children in each SIMD (local) quintile who received *two or more* FVAs in the period 2012/13-2016/17 academic year (as a proportion of total number of children of nursery age in the population).
- 2) The numerator is nursery children who received *two or more* FVAs.
- 3) * A new age filter has been applied when reporting Childsmile Nursery & School 2016/17 data. The new age filter for reporting Nursery (3-4 years old), P1-P2 (5-6 years old) and P1-P4 (5-8 years old) data is based on the individual child's date of birth, rather than on class lists uploaded onto the Childsmile@HIC system, as it was the case before. Consequently, the 2016/17 data for Nursery, P1-P2 and P1-P4 are not directly comparable with the previous years' data.
- 7) The denominator is the population of 3-4-year-olds in each SIMD quintile:
 - The population baselines for 2016/2017 in this report were calculated using Small Area Population Estimates at 30 June 2016 provided by the NRS. These population estimates are based on the 2011 Census.
 - The population baselines for 2015/2016 in this report were calculated using Small Area Population Estimates at 30 June 2015 provided by the NRS (based on the 2011 Census).
 - The population baselines for 2013/2014 and 2014/2015 in this report were calculated using Small Area Population Estimates at 30 June 2013 provided by the NRS (based on the 2011 Census).
 - The population baselines for 2012/2013 in this report were calculated using Small Area Population Estimates at 30 June 2011 provided by the NRS. These population estimates are based on the 2001 Census.
- 8) “Total population” numbers do not equal the sum of the numbers in the five SIMD quintiles, as total numbers include children who could not be assigned to a SIMD quintile (due to missing or incorrect child postcode).
- 9) SIMD 2016 (local) was used.

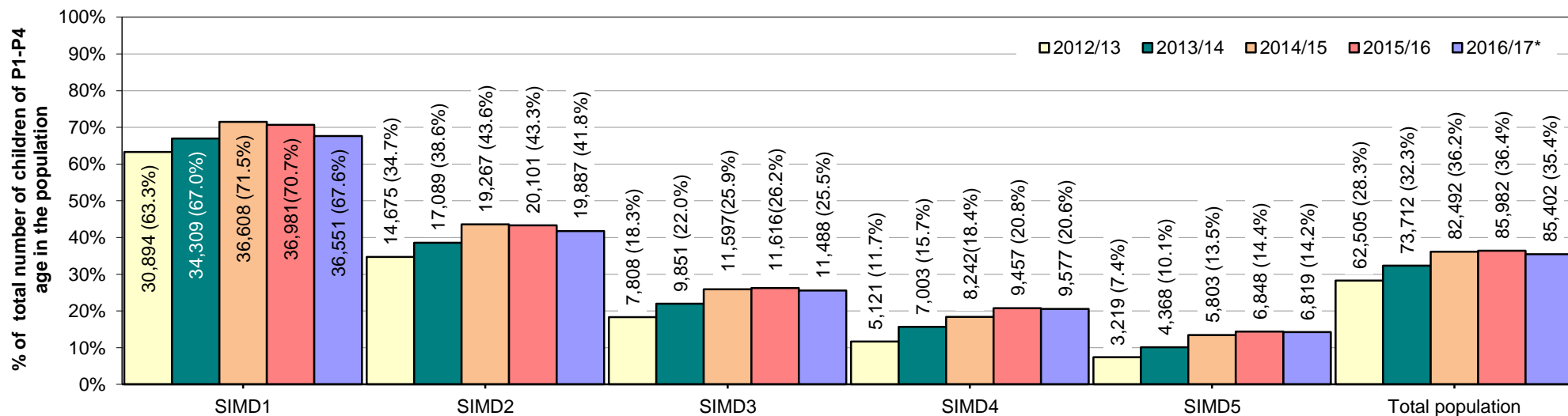


Figure 10: Proportion of population of P1-P4 age children in each SIMD (local) quintile who received at least one FVA – Scotland, 2012/13-2016/17 academic year

FVA – fluoride varnish application, SIMD – Scottish Index of Multiple Deprivation (local).

NOTES:

- 1) Figure 10 presents the proportion of P1-P4 age children in each SIMD (local) quintile who received *at least one* FVA in the period 2012/13-2016/17 academic year (as a proportion of total number of children of P1-P4 age in the population).
- 2) The numerator is children of P1-P4 age who received *at least one* FVA.
- 3) * A new age filter has been applied when reporting Childsmile Nursery & School 2016/17 data. The new age filter for reporting Nursery (3-4 years old), P1-P2 (5-6 years old) and P1-P4 (5-8 years old) data is based on the individual child's date of birth, rather than on class lists uploaded onto the Childsmile@HIC system, as it was the case before. Consequently, the 2016/17 data for Nursery, P1-P2 and P1-P4 are not directly comparable with the previous years' data.
- 4) The denominator is the population of P1-P4 age children (5 to 8 years old) in each SIMD quintile.
 - The population baselines for 2016/2017 in this report were calculated using Small Area Population Estimates at 30 June 2016 provided by the NRS. These population estimates are based on the 2011 Census.
 - The population baselines for 2015/2016 in this report were calculated using Small Area Population Estimates at 30 June 2015 provided by the NRS (based on the 2011 Census).
 - The population baselines for 2013/2014 and 2014/2015 in this report were calculated using Small Area Population Estimates at 30 June 2013 provided by the NRS (based on the 2011 Census).
 - The population baselines for 2012/2013 in this report were calculated using Small Area Population Estimates at 30 June 2011 provided by the NRS. These population estimates are based on the 2001 Census.
- 5) “Total population” numbers do not equal the sum of the numbers in the five SIMD quintiles, as total numbers include children who could not be assigned to a SIMD quintile (due to missing or incorrect child postcode).
- 6) SIMD 2016 (local) was used.

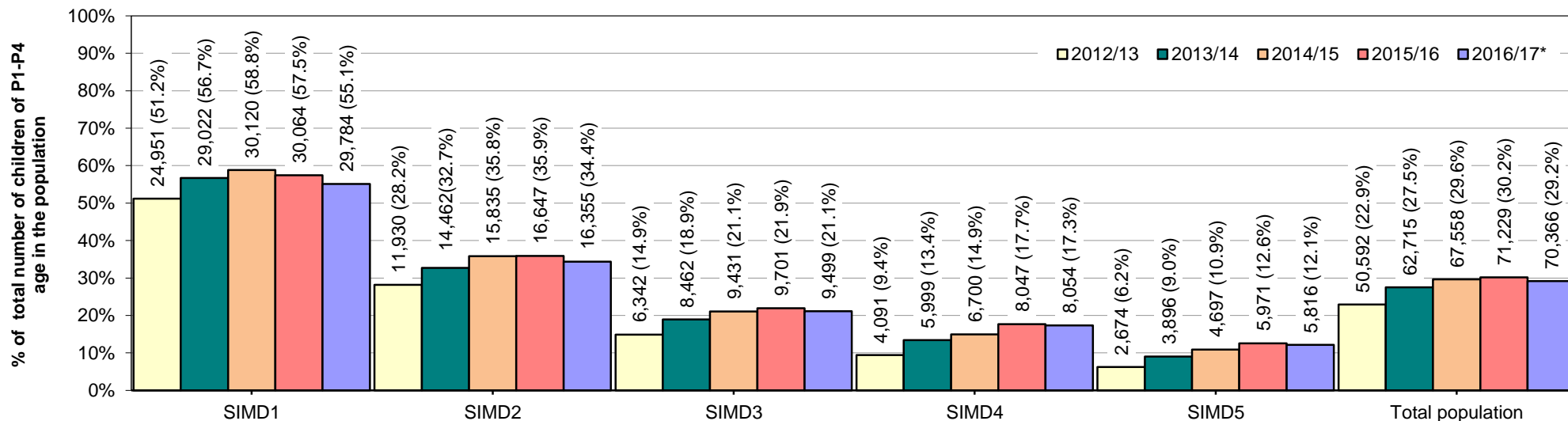


Figure 11: Proportion of population of P1-P4 age children in each SIMD (local) quintile who received two or more FVAs – Scotland, 2012/13-2016/17 academic year

FVA – fluoride varnish application, SIMD – Scottish Index of Multiple Deprivation (local).

NOTES:

- 1) Figure 11 presents the proportion of P1-P4 age children in each SIMD (local) quintile who received *two or more* FVAs in the period 2012/13-2016/17 academic year (as a proportion of total number of children of P1-P4 age in the population).
- 2) The numerator is children of P1-P4 age who received *two or more* FVAs.
- 3) * A new age filter has been applied when reporting Childsmile Nursery & School 2016/17 data. The new age filter for reporting Nursery (3-4 years old), P1-P2 (5-6 years old) and P1-P4 (5-8 years old) data is based on the individual child's date of birth, rather than on class lists uploaded onto the Childsmile@HIC system, as it was the case before. Consequently, the 2016/17 data for Nursery, P1-P2 and P1-P4 are not directly comparable with the previous years' data.
- 7) The denominator is the population of P1-P4 age children (5 to 8 years old) in each SIMD quintile.
 - The population baselines for 2016/2017 in this report were calculated using Small Area Population Estimates at 30 June 2016 provided by the NRS. These population estimates are based on the 2011 Census.
 - The population baselines for 2015/2016 in this report were calculated using Small Area Population Estimates at 30 June 2015 provided by the NRS (based on the 2011 Census).
 - The population baselines for 2013/2014 and 2014/2015 in this report were calculated using Small Area Population Estimates at 30 June 2013 provided by the NRS (based on the 2011 Census).
 - The population baselines for 2012/2013 in this report were calculated using Small Area Population Estimates at 30 June 2011 provided by the NRS. These population estimates are based on the 2001 Census.
- 8) "Total population" numbers do not equal the sum of the numbers in the five SIMD quintiles, as total numbers include children who could not be assigned to a SIMD quintile (due to missing or incorrect child postcode).
- 9) SIMD 2016 (local) was used.

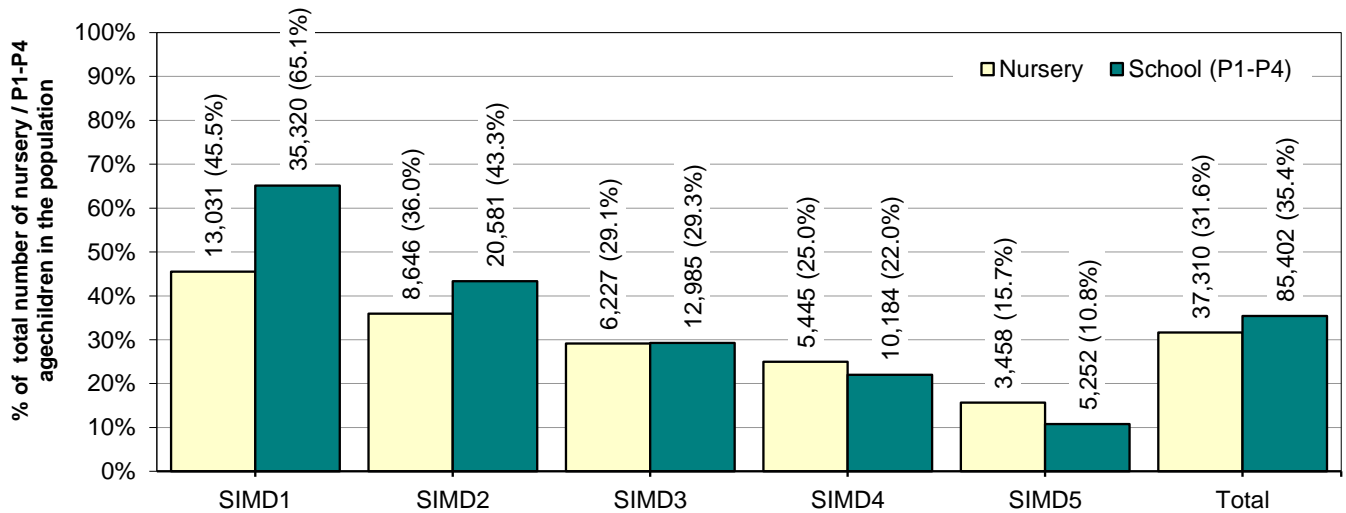


Figure 12: Proportion of population of nursery (3-4 year olds) and P1-P4 children receiving at least one FVA, by national SIMD – Scotland, 2016/2017 academic year

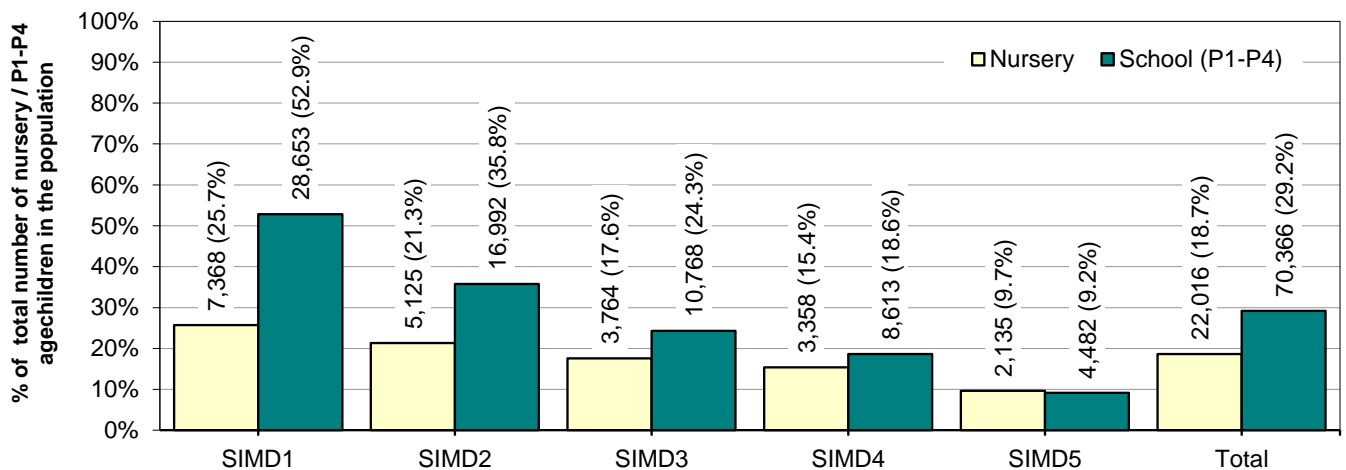


Figure 13: Proportion of population of nursery (3-4 year olds) and P1-P4 children receiving two or more FVAs, by national SIMD – Scotland, 2016/2017 academic year

NOTES:

- Figure 12 presents the proportion of nursery / P1-P4 age children in each SIMD (national) quintile who received *at least one* FVA in 2016/17 academic year (as a proportion of total number of children of nursery / P1-P4 age in the population). Figure 13 presents the proportion of nursery / P1-P4 age children in each SIMD (national) quintile who received *two or more* FVAs in 2016/17 academic year (as a proportion of total number of children of nursery / P1-P4 age in the population).
- The numerator is children of nursery / P1-P4 age who received *at least one* / *two or more* FVAs.
- A new age filter has been applied when reporting Childsmile Nursery & School 2016/17 data. The new age filter for reporting Nursery (3-4 years old), P1-P2 (5-6 years old) and P1-P4 (5-8 years old) data is based on the individual child's date of birth, rather than on class lists uploaded onto the Childsmile@HIC system, as it was the case before. Consequently, the 2016/17 data for Nursery, P1-P2 and P1-P4 are not directly comparable with the previous years' data.
- The denominator is all children (nursery / P1-P4 age in the population) in each SIMD quintile. The population baselines for 2016/2017 in this report were calculated using Small Area Population Estimates at 30 June 2016 provided by the NRS. These population estimates are based on the 2011 Census.
- "Total population" numbers do not equal the sum of the numbers in the five SIMD quintiles, as total numbers include children who could not be assigned to a SIMD quintile (due to missing or incorrect postcode of the child).
- SIMD 2016 (national) was used.

Table 6: Children in special education classes receiving FVA, by NHS Board, 2016/2017 academic year

Health Board	Number of SpEd children in fluoride varnishing establishments	SpEd children receiving at least one FVA		SpEd children receiving two or more FVAs	
		F	n	% of F	n
AA	585	326	55.7%	224	38.3%
B	65	27	41.5%	18	27.7%
DG	17	2	11.8%	1	5.9%
F	175	99	56.6%	48	27.4%
FV	95	18	18.9%	10	10.5%
G	75	38	50.7%	19	25.3%
GGC	6	0	0.0%	0	0.0%
H	120	59	49.2%	31	25.8%
La	1,701	1,002	58.9%	719	42.3%
Lo	751	441	58.7%	280	37.3%
O	1	0	0.0%	0	0.0%
S	14	10	71.4%	0	0.0%
T	385	258	67.0%	201	52.2%
WI	3	2	66.7%	1	33.3%
Scotland	3,993	2,282	57.2%	1,552	38.9%

SpEd – Special education, FVA – fluoride varnish application

NOTES:

1) The table includes children recorded on the Childsmile@HIC system under class type “SpEd”; children in these classes may be of different ages.

2) NHS Boards based on the boundaries as at 1st April 2014.

Childsmile Practice

Please refer to Appendix 1 for definitions of terms used throughout this report.

Child referral and dental health support worker contact

DHSW Practice data are presented by financial year.

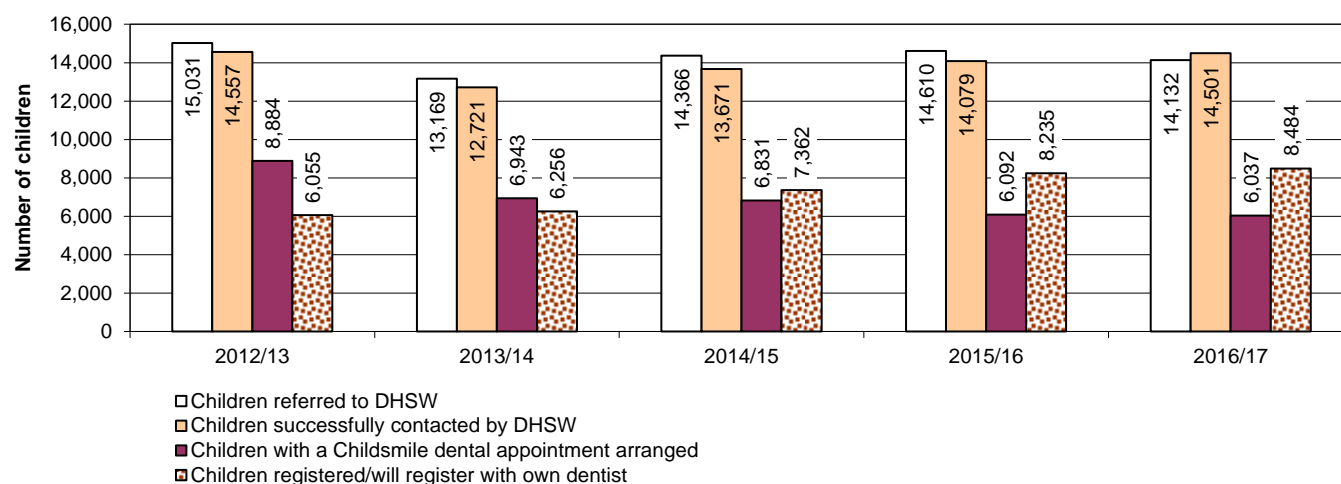


Figure 14: DHSW: Child referrals, contacts, practice appointments made and children registered/will register with own dentist – Scotland, 2012/13-2016/17 financial year

DHSW – Dental Health Support Worker.

NOTES: Figure 14 presents the number of children referred to a DHSW (as entered into the Childsmile HIC system by DHSWs), the number of children / families contacted by a DHSW, the number of children who had a Childsmile dental appointment arranged by a DHSW, and children whose parents/carers indicated that their child was registered / would register with their own dentist, by financial year for the period 2012/13-2016/17. For the previous years' data see earlier reports (available here: <http://www.child-smile.org.uk/documents/5225.aspx>).

Children referred to a DHSW in one reporting period may not be contacted by a DHSW or have a dental appointment arranged within the same reporting period.

Table 7: DHSW: Child referrals, contacts, practice appointments made and children registered with own dentist – by NHS Board, 2016/2017 financial year

NHS Board	Children referred to DHSW	Children successfully contacted by DHSW	Children with a Childsmile dental appointment arranged	Children registered/ will register with own dentist (self-reported)
AA	329	355	186	173
B	401	441	244	202
DG	125	178	104	69
F	504	557	490	68
FV	458	460	96	354
G	202	224	52	171
GGC	7,511	7,473	2,915	4,574
H	961	1,083	655	463
La	2,028	2,067	1,032	1,154
Lo	987	1,036	109	778
O	59	57	4	52
S	0	0	0	0
T	200	197	19	191
WI	0	0	0	0
Unknown NHS Board	367	373	131	235
Scotland	14,132	14,501	6,037	8,484

DHSW – Dental Health Support Worker. Please see notes for Figure 14.

NHS Boards based on the boundaries as at 1 April 2014.

In total, according to the Childsmile@HIC system data, in the 2016/2017 financial year: 11,332 children were referred to Childsmile from a Health Visitor; 1,717 via 'Other' source; 292 via Clinic; 219 were self-referrals; 213 from a dentist; 51 were referred by NHS 24 and for 308 children the type of referral was not specified.

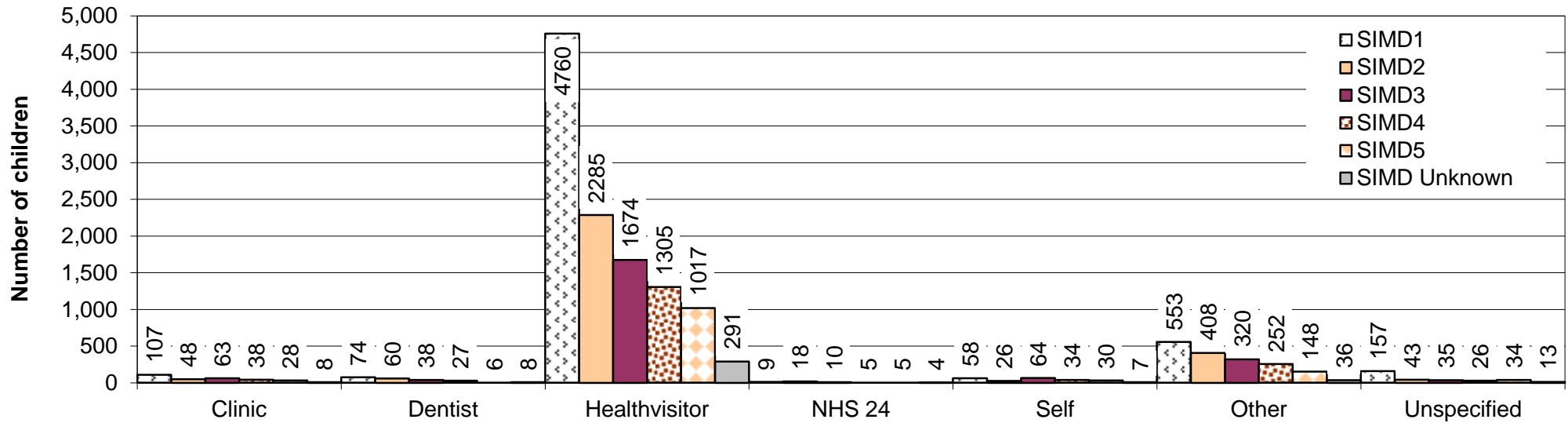


Figure 15: Number of children referred to DHSW by SIMD of child – Scotland, 2016/2017 financial year

DHSW – Dental Health Support Worker, SIMD – Scottish Index of Multiple Deprivation (national).

NOTES:

- 1) Figure 15 presents the number of children referred to a DHSW (by Health Visitor, Dentist, via Clinic, Self-referral or 'Other' route) by SIMD of child's home postcode.
- 2) A new type of referral option – NHS 24 – has been added within the 2016/2017 financial year.
- 3) SIMD 2016 (national) was used.

In total in the 2016/2017 financial year there were: 14,218 children with at least one kept DHSW appointment; 303 families who refused Childsmile; 308 families that could not be contacted; and for 2,157 families the end result was an 'FTA / Not at home'.

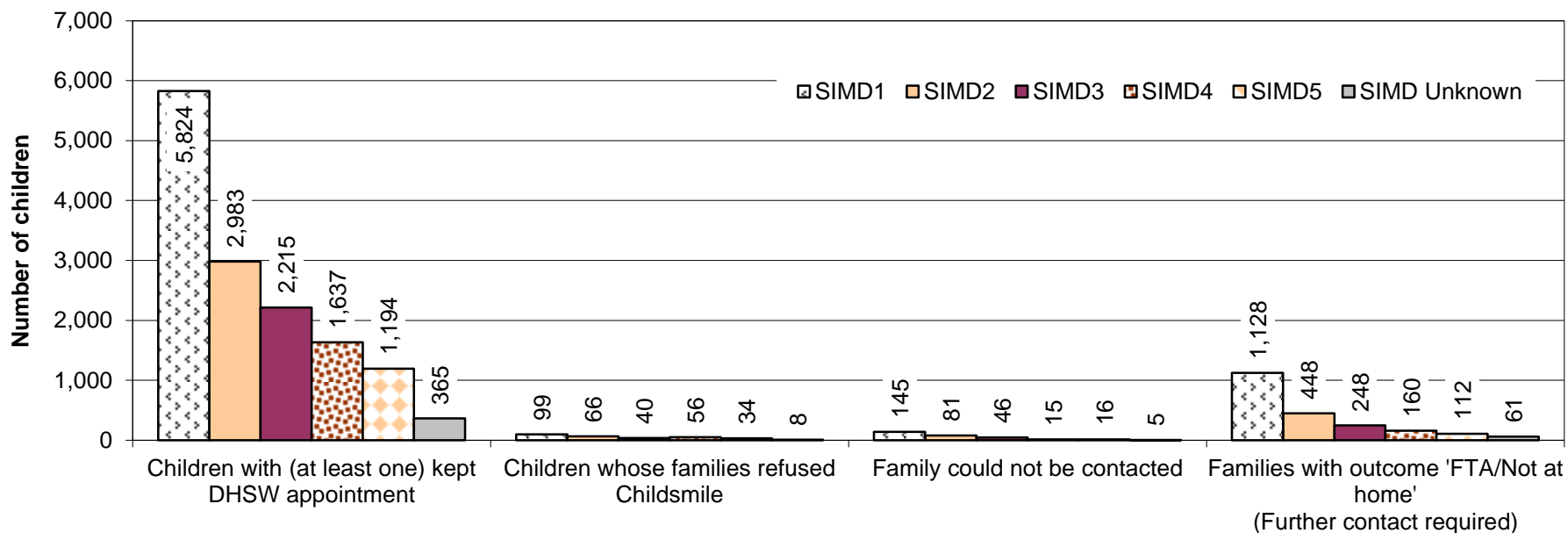


Figure 16: Children successfully contacted and not contacted by DHSW, and families who refused Childsmile, by SIMD of child – Scotland, 2016/2017 financial year

DHSW – Dental Health Support Worker, SIMD – Scottish Index of Multiple Deprivation (national), FTA – failed to attend.

NOTES:

1) Figure 16 presents the number of children with kept DHSW appointments, children whose families refused Childsmile, number of families that could not be contacted and families with the outcome 'FTA / Not at home' by SIMD of child's home postcode.

2) SIMD 2016 (national) was used.

The method of presenting the data on children with different numbers of kept DHSW appointments was changed in the previous report (2015/2016 data), therefore 2015/16 and 2016/17 data are comparable, however these are not comparable with the numbers in earlier reports.

Within the 2016/2017 financial year 14,218 children had at least one kept DHSW appointment. Of these children, 12,874 had their first kept appointment within the reporting period. 1,746 children had their second kept appointment and 665 had their third (or greater) kept DHSW appointment within 2016/2017. For these children, their prior kept appointment may have occurred in an earlier reporting period (from January 2010 onwards).

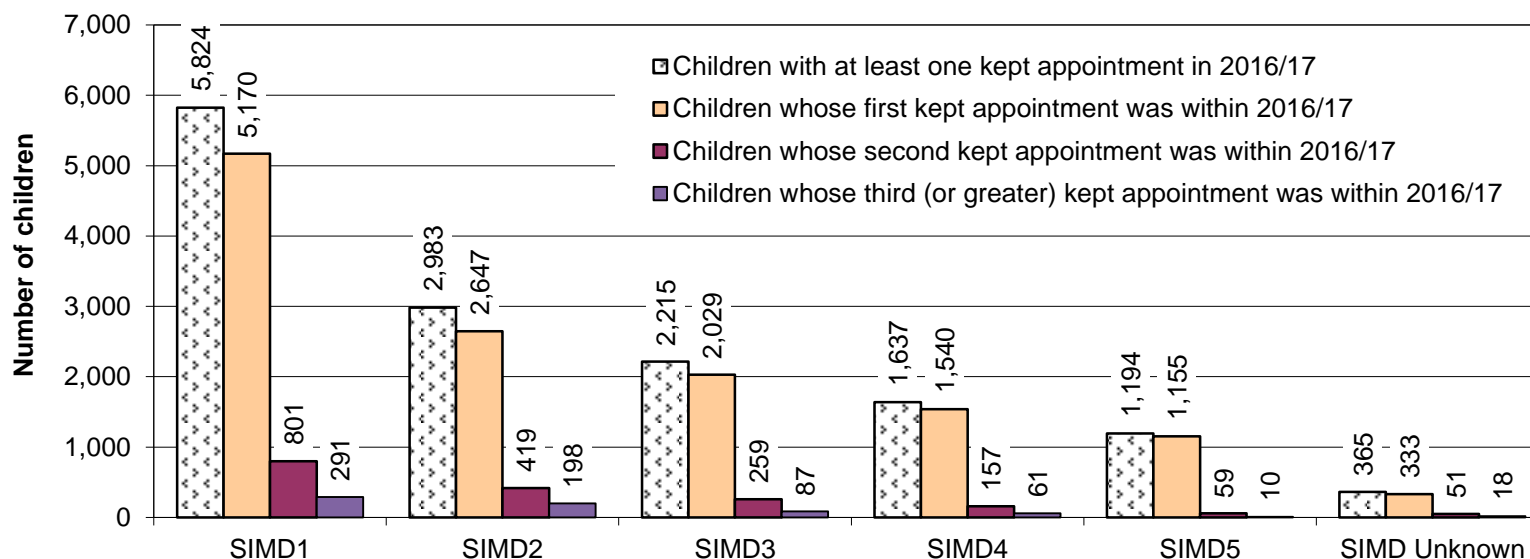


Figure 17: Children with different numbers of kept DHSW appointments by SIMD of child – Scotland, 2016/2017 financial year

SIMD – Scottish Index of Multiple Deprivation (national).

NOTES:

- 1) Figure 17 presents the number of children with at least one kept DHSW appointment within the 2016/2017 financial year and how many of those had their: first, second, or third (or greater) kept appointment within the reporting period by SIMD of the child's home postcode.
- 2) For those children who had their second, or their third (or greater) kept appointment, their prior kept appointment may have occurred in an earlier reporting period (from January 2010 onwards).
- 3) The numbers in the last three bars (children with 1st kept appointment, those whose 2nd appointment was within 2016/17 and those whose 3rd (or greater) appointment was within 2016/17 are not mutually exclusive, as some children might have had several appointments within the same 2016/17 financial year, i.e. their 1st, 2nd and 3rd (or greater).
- 4) Data for this figure are only available for appointments from January 2010 onwards. Kept appointments prior to this were not collected by the Childsmile@HIC system and therefore are not available for inclusion in this figure.
- 5) SIMD 2016 (national) was used.

Practice engagement

Primary Care Dental Services (PCDS) activity data are presented by financial year.

Incorporation of Childsmile Practice into Statement of Dental Remuneration

Childsmile Practice interventions were incorporated into the SDR by the Scottish Government on 1 October 2011. As a result of this change, the contents of the Childsmile Practice section was redesigned to take in account associated changes in data availability.

The data reported in the Practice Engagement and Delivery in Dental Practice sections of this report are directly comparable with the data published in the September 2012 Childsmile National Headline Data report and onwards. However, it is not comparable with the data presented in earlier reports.

Since the incorporation of Childsmile Practice interventions into the SDR, data from GP17 forms that were recording the delivery of fluoride varnish to P3-P7 children through Childsmile Practice have been unavailable (i.e. for NHS Orkney, NHS Shetland and NHS Western Isles). Once these data have been made available, all SDR Childsmile Practice data for these children will be reported in a subsequent report.

ISD are unable to report robust PDS data therefore the total number of PDS practices and those delivering Childsmile interventions cannot be reported.

In total, 876 independent contractor GDS practices were delivering Childsmile interventions during 2016/2017 financial year in Scotland, which is a 2% increase in comparison with 858 independent contractor GDS practices that were delivering Childsmile interventions in 2015/2016.

Table 8: Independent contractor GDS practices delivering Childsmile interventions – Scotland, by NHS Board, 2016/2017 financial year

NHS Board	Total GDS Dental Practices	GDS Dental Practices Delivering Childsmile	
	N	n	% of N
AA	69	61	88.4%
B	16	15	93.8%
DG	34	29	85.3%
F	67	56	83.6%
FV	46	43	93.5%
G	93	80	86.0%
GGC	269	228	84.8%
H	49	37	75.5%
La	118	105	89.0%
Lo	173	150	86.7%
O	4	2	50.0%
S	1	1	100.0%
T	80	69	86.3%
WI	-	-	-
Scotland	1,019	876	86.0%

Independent contractor GDS – independent contractor General Dental Services (non-salaried GDS), ISD – Information Services Division.

NOTES:

- 1) Table 8 presents the number of independent contractor GDS practices delivering Childsmile interventions in each NHS Board, as a percentage of total number of independent contractor GDS practices (total numbers as at 31 March 2017, calculated from the total list of dental practices supplied by ISD). Numbers on top of the columns represent total numbers of independent contractor GDS practices, and numbers/percentages inside the columns represent numbers/percentages of independent contractor GDS practices delivering Childsmile interventions.
- 2) “Dental practices delivering Childsmile interventions” are those practices that have delivered any of the Childsmile interventions (toothbrushing instruction, dietary advice or fluoride varnish application) within the reporting period.
- 3) Total numbers of independent contractor GDS practices include practices with orthodontists only.
- 4) NHS Boards based on the boundaries as at 1 April 2014.

Delivery in dental practice

After the incorporation of Childsmile Practice interventions into the SDR on 1 October 2011 the data on the delivery of Childsmile interventions in dental practice settings are collected for the following age groups:

- For toothbrushing instruction and dietary advice there are two age groups – from 0 to 2 years, and from 3 to 5 years (inclusive).
- For FVA there is only one age group, from 2 to 5 years (inclusive).

In this report, data on the delivery of Childsmile interventions in dental practices are presented in accordance with the above.

Children with *two or more FVAs* (made by a dentist or dental care professional) are those 2-5 years old children (inclusive) who had received an FVA within the reporting period (2016/2017 financial year) and who had also received another FVA in the 12 months prior to that application.

The numbers of children receiving *two or more FVAs* are directly comparable with the data published in the September 2012 report and onwards, but not with the data presented in earlier reports.

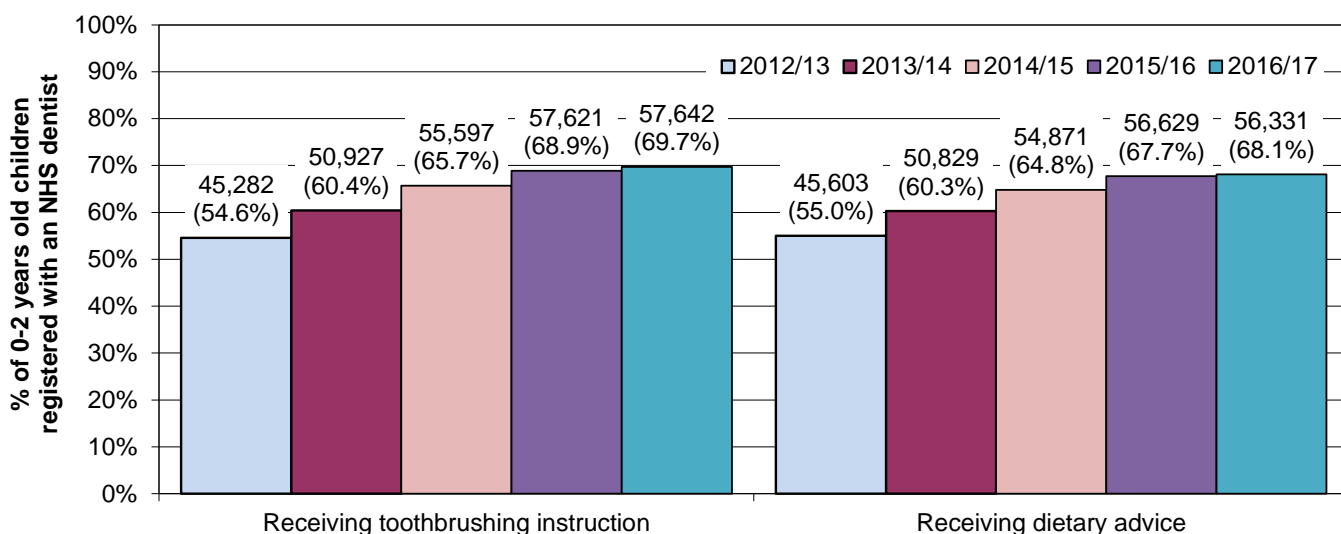


Figure 18: Proportion of 0-2 year old children registered with an NHS dentist receiving toothbrushing instruction and dietary advice – Scotland, 2012/13-2016/17 financial year

NOTES: Numbers of children registered with an NHS dentist, as at 30th September 2016, were provided by ISD

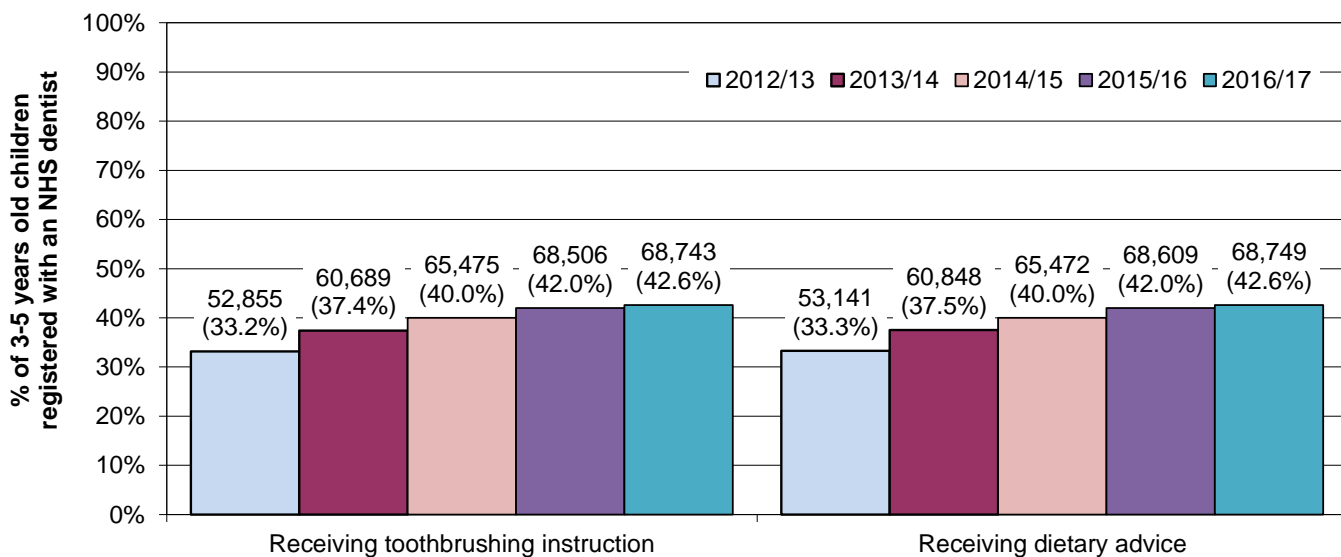


Figure 19: Proportion of 3-5 year old children registered with an NHS dentist receiving toothbrushing instruction and dietary advice – Scotland, 2012/13-2016/17 financial year

Table 9: Proportion of 0-2 year old children registered with an NHS dentist receiving toothbrushing instruction and dietary advice – Scotland, by NHS Board, 2016/2017 financial year

NHS Board	0-2-year-olds registered with an NHS dentist	0-2-year-olds receiving toothbrushing instruction		0-2-year-olds receiving dietary advice	
	N	n	% of N	n	% of N
AA	5,352	3,334	62.3%	3,231	60.4%
B	1,688	1,107	65.6%	1,090	64.6%
DG	1,921	1,361	70.8%	1,337	69.6%
F	6,069	4,781	78.8%	4,516	74.4%
FV	4,438	2,773	62.5%	2,718	61.2%
G	8,695	5,916	68.0%	5,723	65.8%
GGC	19,853	14,155	71.3%	13,928	70.2%
H	4,478	2,399	53.6%	2,396	53.5%
La	11,202	8,258	73.7%	8,162	72.9%
Lo	12,369	8,917	72.1%	8,657	70.0%
O	425	304	71.5%	305	71.8%
S*	495*	499*	100.8%*	499*	100.8%*
T	5,154	3,419	66.3%	3,356	65.1%
WI*	320*	323*	100.9%*	317	99.1%
Scotland	82,737	57,642	69.7%	56,331	68.1%

NOTES:

- 1) Numbers of children registered with an NHS dentist, as at 30th September 2016, were provided by ISD.
- 2) * The total number of Childsmile interventions being delivered to each age group are counted over a 12 month period. The total number of children registered with a dentist is as on a specified day within the reporting period (30th September 2016). As these two totals are measured using different methods some NHS Boards may have over 100% of registrations receiving a Childsmile intervention.
- 3) Scotland totals include children who could not be allocated to an NHS Board (due to a missing/incorrect postcode).
- 4) NHS Boards based on the boundaries as at 1 April 2014.

Table 10: Proportion of 3-5 year old children registered with an NHS dentist receiving toothbrushing instruction and dietary advice – Scotland, by NHS Board, 2016/2017 financial year

NHS Board	3-5-year-olds registered with an NHS dentist	3-5-year-olds receiving toothbrushing instruction		3-5-year-olds receiving dietary advice	
	N	n	% of N	n	% of N
AA	10,650	3,994	37.5%	3,989	37.5%
B	3,144	1,634	52.0%	1,637	52.1%
DG	3,979	1,930	48.5%	1,902	47.8%
F	11,555	5,775	50.0%	5,774	50.0%
FV	9,083	3,847	42.4%	3,856	42.5%
G	17,407	7,766	44.6%	7,760	44.6%
GGC	35,459	14,639	41.3%	14,629	41.3%
H	8,975	2,552	28.4%	2,600	29.0%
La	20,290	8,440	41.6%	8,444	41.6%
Lo	26,275	12,321	46.9%	12,319	46.9%
O	639	333	52.1%	337	52.7%
S	824	378	45.9%	380	46.1%
T	11,471	4,617	40.2%	4,598	40.1%
WI	640	440	68.8%	449	70.2%
Scotland	161,451	68,743	42.6%	68,749	42.6%

NOTES:

- 1) Numbers of children registered with an NHS dentist, as at 30th September 2016, were provided by ISD.
- 2) Scotland totals include children who could not be allocated to an NHS Board (due to a missing/incorrect postcode).
- 3) NHS Boards based on the boundaries as at 1 April 2014.

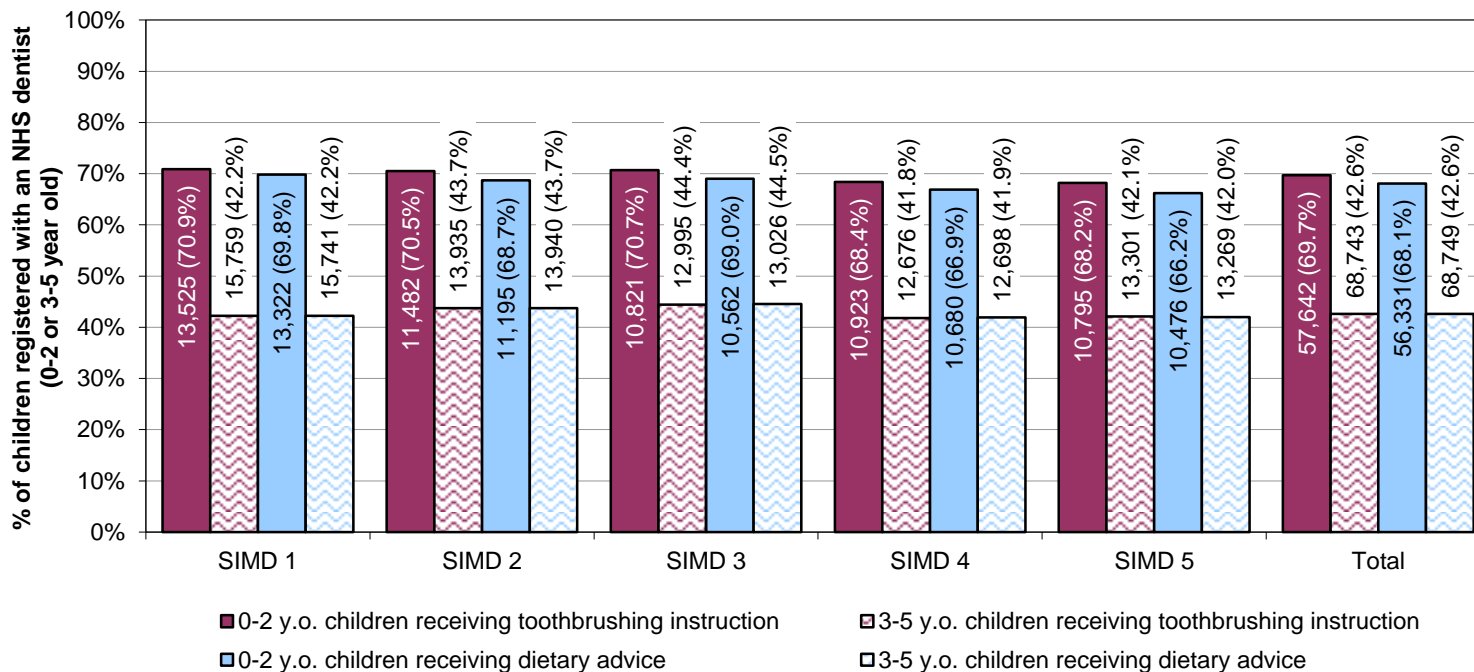


Figure 20: Proportion of 0-2 and 3-5 year old children registered with an NHS dentist receiving toothbrushing instruction / dietary advice – Scotland, by SIMD, 2016/2017 financial year

SIMD – Scottish Index of Multiple Deprivation (national).

NOTES:

- 1) Figure 20 presents the number of 0-2 or 3-5 year old children receiving toothbrushing instruction or dietary advice shown as a proportion of the total number of 0-2 or 3-5 year old children registered with an NHS dentist.
- 2) The numbers of children registered with an NHS dentist as of 30th September 2016 were as follows (data supplied by ISD):
 - 0-2 year olds: SIMD 1 – 19,085 children; SIMD 2 – 16,284; SIMD 3 – 15,297; SIMD 4 – 15,966; SIMD 5 – 15,827; and in total – 82,737 (including SIMD Unknown).
 - 3-5 year olds: SIMD 1 – 37,327 children; SIMD 2 – 31,898; SIMD 3 – 29,246; SIMD 4 – 30,329; SIMD 5 – 31,591; and in total – 161,451 children (including SIMD Unknown).
- 3) Totals include children with SIMD unknown (due to a missing/incorrect postcode).
- 4) SIMD 2016 (national) was used.

For example, in the 2016/2017 financial year 70.9% of 0-2 year old children residing in SIMD 1 and registered with an NHS dentist received toothbrushing instruction at least once (13,525 children), and 69.8% of such children received dietary advice at least once (13,322 children).

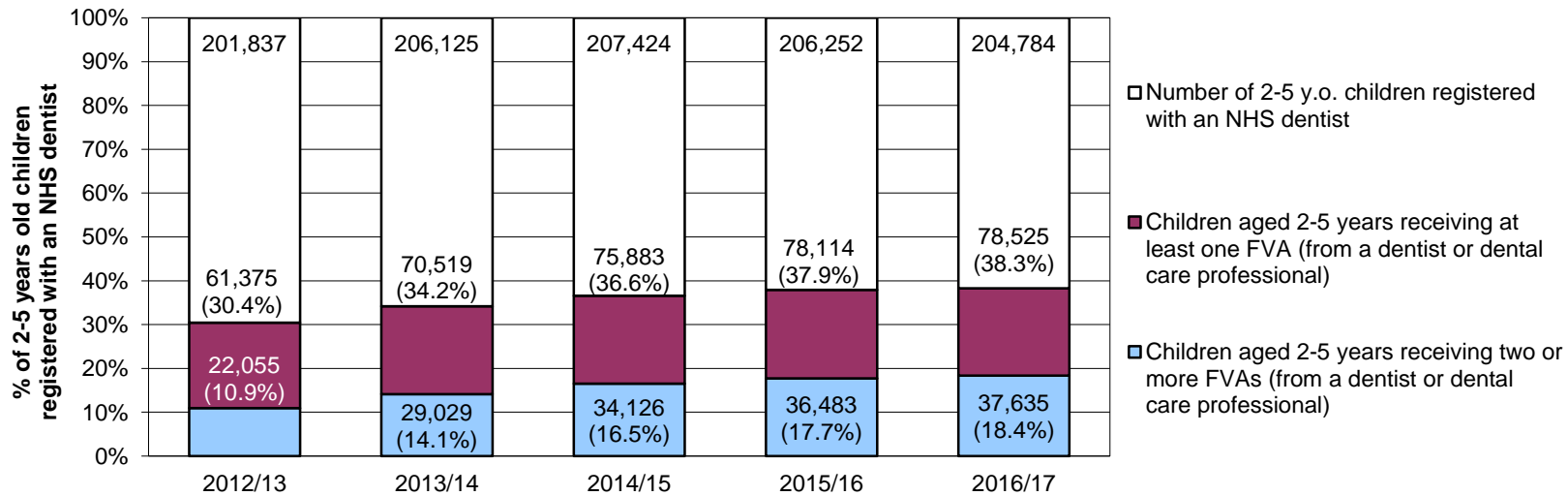


Figure 21: Proportion of 2-5 year old children registered with an NHS dentist receiving at least one FVA or two or more FVAs – Scotland, 2012/13-2016/17 financial year

FVA – fluoride varnish application.

NOTES: Numbers at the top of each column represent the total number of 2-5 year old children registered with an NHS dentist (as at 30th September 2016). Numbers and percentages inside the columns represent the numbers/percentages of such children who received FVA at least once within 2016/2017 financial year, and numbers/percentages of such children who received an FVA within the reporting period and who had also received another FVA in the 12 months prior to that application (labelled “two or more FVAs”).

For example, in the 2016/17 financial year 38.3% (78,525) of children registered with an NHS dentist received at least one FVA, and 18.4% (37,635) children received an FVA within 2016/17 and had also received another FVA in the 12 months prior to that application

Table 11: Proportion of 2-5 year old children registered with an NHS dentist receiving at least one FVA or two or more FVAs – Scotland, by NHS Board, 2016/2017 financial year

HB	2-5-year-olds registered with an NHS dentist	2-5-year-olds receiving at least one FVA		2-5-year-olds receiving two or more FVAs	
	N	n	% of N	n	% of N
AA	13,399	4,905	36.6%	2,331	17.4%
B	4,040	1,997	49.4%	1,045	25.9%
DG	5,026	2,110	42.0%	1,041	20.7%
F	14,734	5,784	39.3%	2,800	19.0%
FV	11,432	4,215	36.9%	1,715	15.0%
G	22,094	10,449	47.3%	5,357	24.2%
GGC	45,352	16,515	36.4%	7,629	16.8%
H	11,313	2,931	25.9%	1,121	9.9%
La	25,972	8,832	34.0%	4,101	15.8%
Lo	33,173	14,724	44.4%	7,587	22.9%
O	823	497	60.4%	278	33.8%
S	1,061	310	29.2%	116	10.9%
T	14,335	4,607	32.1%	2,138	14.9%
WI	806	510	63.3%	165	20.5%
Scotland	204,784	78,525	38.3%	37,635	18.4%

FVA – fluoride varnish application.

NOTES:

- 1) Numbers of children registered with an NHS dentist, as at 30th September 2016, were provided by ISD.
- 2) Scotland totals include children who could not be allocated to an NHS Board (due to a missing/incorrect postcode).
- 3) NHS Boards based on the boundaries as at 1 April 2014.

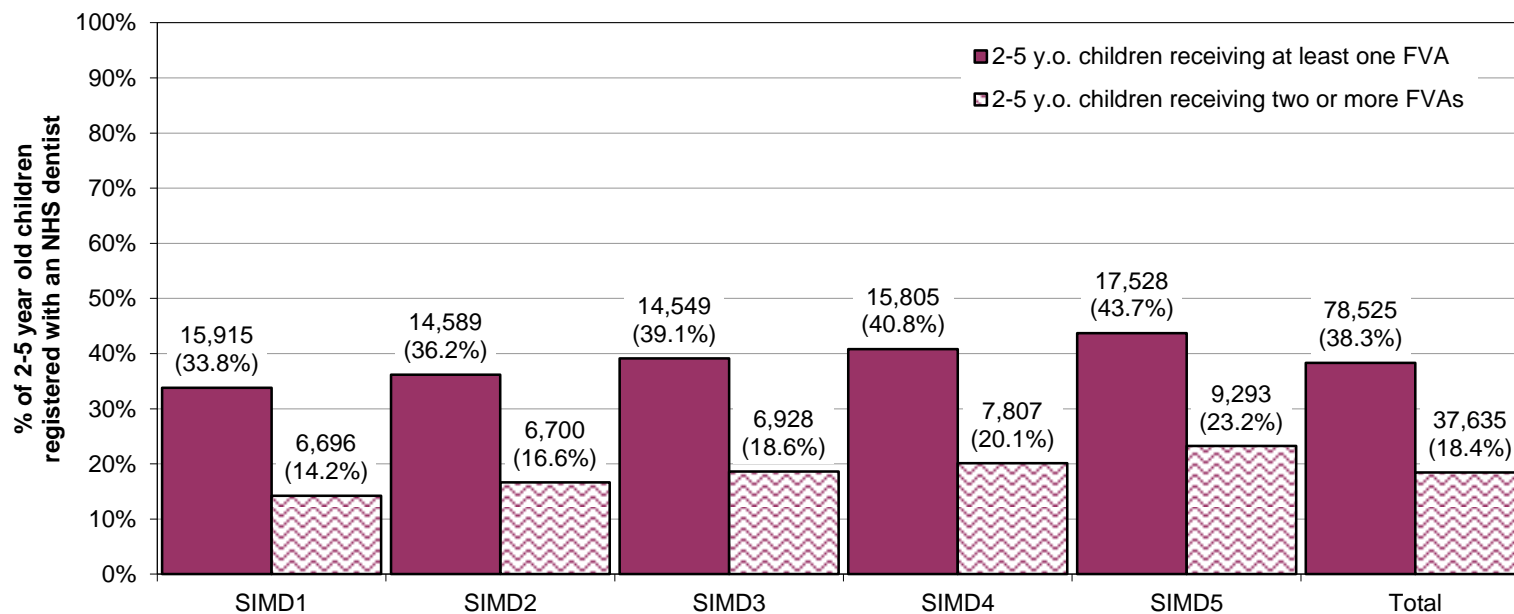


Figure 22: Proportion of 2-5 year old children registered with an NHS dentist receiving at least one / two or more FVAs – Scotland, by SIMD, 2016/2017 financial year

FVA – fluoride varnish application, SIMD – Scottish Index of Multiple Deprivation (national).

NOTES:

- 1) Figure 22 presents the number of 2-5 year old children receiving at least one or two or more FVAs shown as a proportion of the total number of 2-5 year old children registered with an NHS dentist and belonging to one of the SIMD quintiles.
- 2) The numbers of 2-5 year old children registered with an NHS dentist as of 30th September 2016 were as follows (data supplied by ISD): SIMD 1 – 47,155 children; SIMD 2 – 40,354; SIMD 3 – 37,198; SIMD 4 – 38,756; SIMD 5 – 40,097; and in total there were 204,784 (including SIMD Unknown).
- 3) Totals include children with SIMD unknown (due to a missing/incorrect postcode).
- 4) SIMD 2016 (national) was used.

For example, in the 2016/2017 financial year, 33.8% of 2-5 year old children residing in SIMD 1 and registered with an NHS dentist received at least one FVA (15,915 children), and 14.2% (6,696 children) received an FVA within the 2016/2017 financial year and had also received another FVA in the 12 months prior to that application (labelled “two or more FVAs”).

Number of fluoride varnish applications in nursery, school and practice settings

In the 2015/2016 academic year, 364,076 FVAs were applied across all three arms of the programme (Nursery, School and Practice).

Table 12: Number of FVAs in nursery, school and practice settings, 2012/13-2016/17

Health Board	2012/2013			2013/2014			2014/2015			2015/2016			2016/2017		
	Nursery	School	Practice	Nursery	School	Practice	Nursery	School	Practice	Nursery	School	Practice	Nursery	School	Practice*
AA	2,726	6,272	3,935	2,971	7,119	4,972	2,974	7,122	5,676	3,852	8,882	6,079	3,327	8,733	6,160
B	878	3,590	2,030	1,037	4,458	2,396	1,038	4,458	2,360	1,176	5,879	2,543	1,072	5,260	2,551
DG	820	2,199	2,019	878	2,384	2,160	878	2,384	2,594	977	2,449	2,720	893	2,493	2,604
F	3,119	11,614	5,831	3,460	12,993	6,235	3,457	12,995	7,117	3,311	14,453	7,530	3,319	14,923	7,052
FV	2,247	4,633	4,528	2,554	5,360	4,571	2,556	5,358	4,670	3,496	5,841	4,662	3,389	5,989	5,127
G	6,898	15,578	5,210	9,198	17,326	9,442	9,204	17,323	12,206	10,004	19,468	12,982	9,623	19,973	13,374
GGC	7,368	32,057	14,147	8,257	33,508	16,597	8,253	33,379	18,490	11,233	36,198	19,557	9,636	34,877	20,562
H	3,500	13,601	3,500	4,139	17,639	4,304	4,141	17,643	3,741	4,316	18,436	3,572	4,336	18,735	3,415
La	21,181	13,281	9,942	21,267	23,966	10,446	21,249	23,969	11,033	19,584	35,452	10,980	19,338	36,389	10,855
Lo	5,681	18,739	13,451	8,108	26,937	15,496	8,113	26,942	16,759	6,746	23,277	17,749	6,476	23,071	18,787
O	559	1,223	328	539	1,639	494	539	1,639	547	559	2,072	640	586	2,443	644
S	671	1,302	559	799	1,337	688	799	1,337	553	847	1,405	442	903	1,531	349
T	3,072	14,249	5,030	3,129	18,093	5,445	3,131	18,093	5,610	3,508	20,841	5,657	3,702	13,959	5,691
WI	636	1,380	596	640	1,448	833	640	1,448	633	717	2,073	698	734	2,499	546
Unknown NHS Board	-	-	3,198	-	-	2,642	-	-	1,661	-	-	1,213	-	-	153
Scotland	59,356	139,718	74,304	66,976	174,207	86,721	66,972	174,090	93,650	70,326	196,726	97,024	67,334	190,875	97,870

FVA – fluoride varnish application.

NOTES:

- 1) Table 12 presents number of FVAs applied in different settings by academic year, apart from 2016/17 Childsmile Practice data (*), which are reported by financial year.
- 2) If a child's postcode is missing or incorrect, the child cannot be assigned to an NHS Board and is reported under "Unknown NHS Board".
- 3) There are no data available on varnishes applied to P3-P7 children in NHS Orkney, NHS Shetland and NHS Western Isles in practice settings in 2012/13 – 2016/17.
- 4) NHS Boards based on the boundaries as at 1 April 2014.

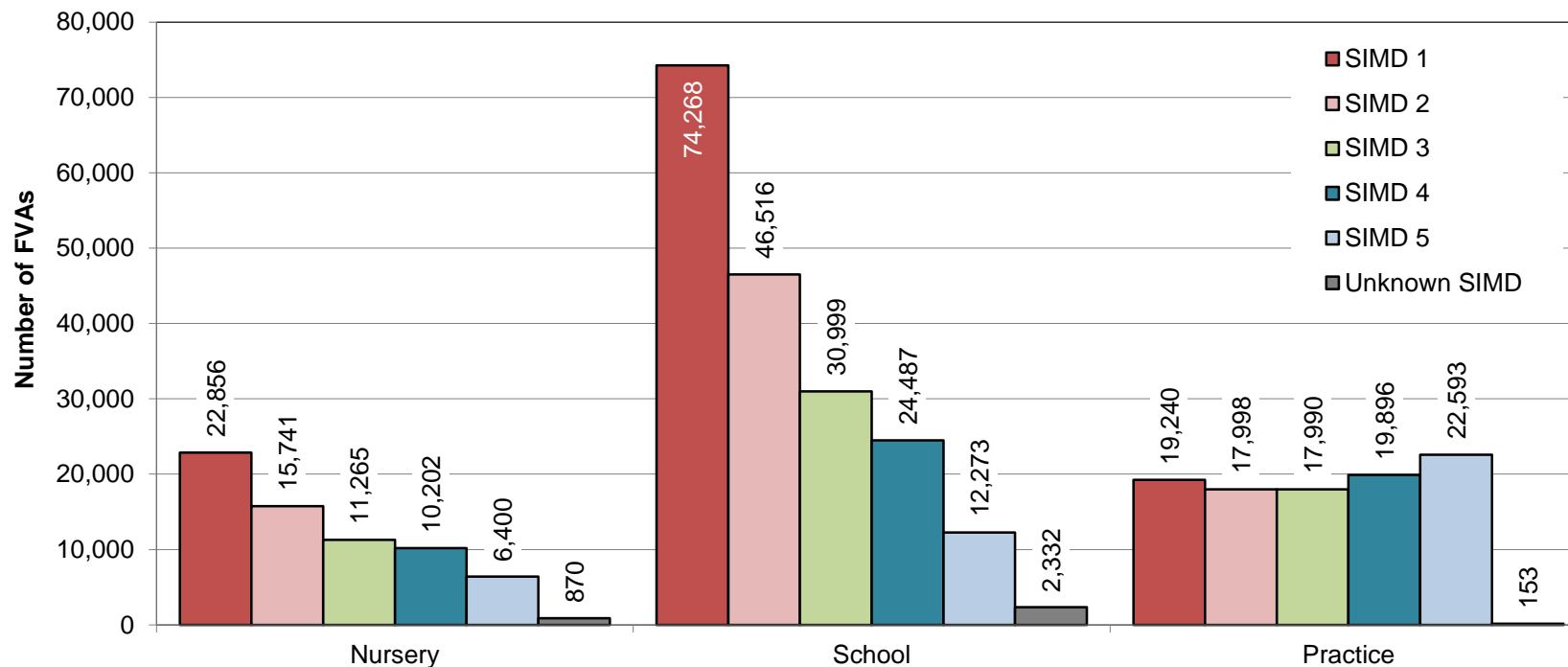


Figure 23: SIMD (national) distribution of FVAs in nursery, school and practice settings – Scotland, 2016/2017

SIMD (national) - Scottish Index of Multiple Deprivation (national).

NOTES:

- Figure 23 shows distribution of FVAs by setting (nursery, school or dental practice) and national SIMD applied in 2015/16 academic (Childsmile Nursery and School) or financial (Childsmile Practice) year.
Across the settings, 116,364 FVAs were applied to SIMD 1 children; 80,255 FVAs to SIMD 2 children; 60,254 to SIMD 3; 54,585 to SIMD 4; and 41,266 FVAs were applied to SIMD 5 children. In total, 356,079 FVAs were applied in Nursery, School and Practice settings combined (including FVAs to children with unknown SIMD).
- SIMD 2016 (national) was used.

Childsmile workforce

Please refer to Appendix 1 for definitions of terms used throughout this report.

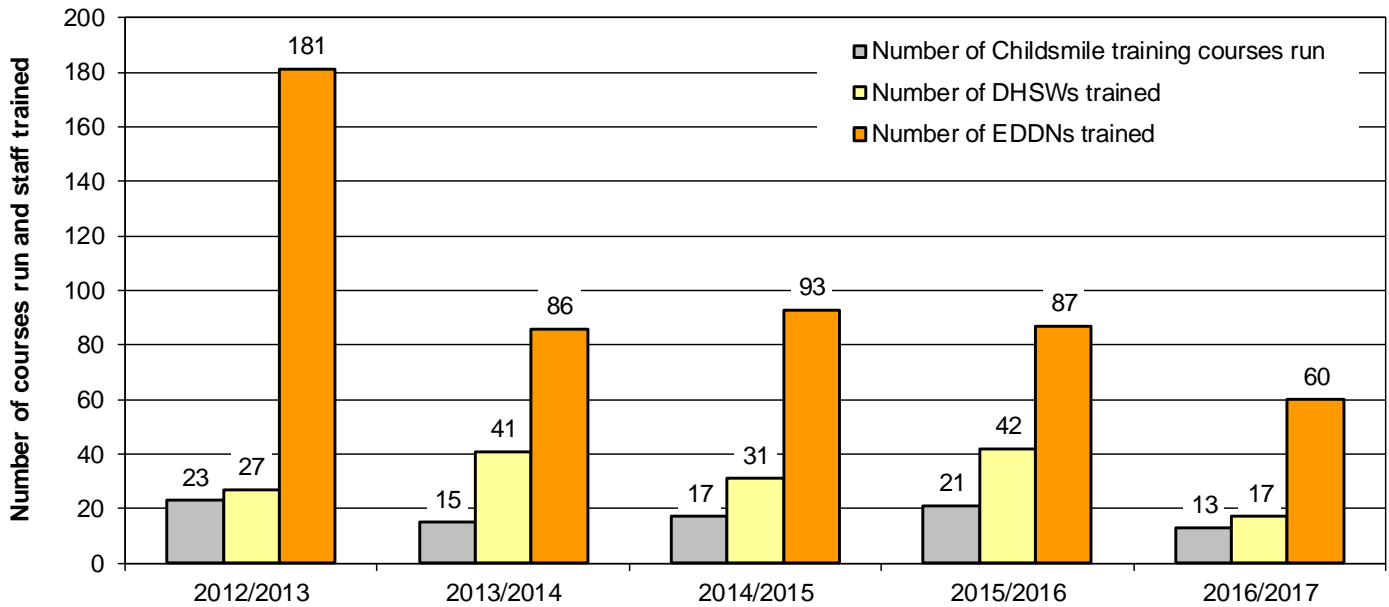


Figure 24: NES Childsmile training courses and staff trained – Scotland, 2012/13-2016/17 financial year

DHSW – Dental Health Support Worker, EDDN – Extended Duty Dental Nurse, NES – NHS Education for Scotland.

NOTE:

Figure 24 presents data on the number of Childsmile training courses run and staff trained. The data are provided by NES.

Out of the total of 60 EDDNs trained within 2016/2017 financial year, 42 were from independent contractor GDS practices and 18 were from PDS practices.

Appendix 1: Definitions

The tables below give definitions for terms used throughout the Childsmile National Headline Data Report.

Childsmile Core

Term	Definition
Childsmile Core	Childsmile Core is a Scotland-wide initiative to help improve the health of children's teeth, through the distribution of free dental packs (containing a toothbrush, tube of 1450ppm fluoride toothpaste and an information leaflet) and supervised toothbrushing programmes in all nurseries, and Primary 1 and Primary 2 classes in priority schools. Over and above this, NHS Boards may deliver toothbrushing to older children in primary schools or include non-priority schools into their toothbrushing programmes.
Establishments participating in the toothbrushing programme (pre-school establishments or primary schools)	Establishments participating in the toothbrushing programme (Childsmile Core) are those establishments (pre-school establishments or primary schools) that had at least one toothbrushing monitoring contact recorded on the Childsmile@HIC system within the reporting period.
SIMD	<p>Scottish Index of Multiple Deprivation – The measure of deprivation used throughout this report is the 2016 population-weighted Scottish Index of Multiple Deprivation (SIMD). The Index considers 38 indicators to provide a relative measure of deprivation. The index is presented by SIMD quintile (a quintile describes a fifth of the population) with SIMD 1 being the most deprived quintile and SIMD 5 being the least deprived quintile.</p> <p>Health Board (local) SIMD is used for Childsmile Core as Health Boards utilise the local SIMD index for targeting within this part of the programme.</p>
Total number of pre-school educational establishments	The total numbers of pre-school educational establishments as at July 2017 were provided by the Childsmile teams in NHS Boards.
Total number of local authority primary schools	Total numbers of local authority primary schools as at September 2016 are from <i>Openings and Closings Exercise</i> , June 2016, by the Scottish Government (available online at: http://www.scotland.gov.uk/Topics/Statistics/Browse/School-Education/Datasets/contactdetails)

Childsmile Nursery & School

Term	Definition
Childsmile Nursery & Childsmile School	Childsmile Nursery and Childsmile School provide clinical prevention programmes offering twice-yearly fluoride varnishing, through community and primary care dental services, for children attending priority nurseries and primary schools.
Children with consents	Children with consents are all children whose parents/guardians have completed, signed and returned a positive consent form (i.e. children with validated consents, with invalid consents and with consents awaiting validation by a dentist).
Children with validated consents	Children with validated consents are children who have been consented by their parents/guardians and whose consents were validated for fluoride varnish application by a dentist (dentists may not validate consents of children who were hospitalised due to asthma or allergies – this is at the dentists discretion).
Participating establishments (nurseries and schools)	Participating establishments (nurseries and schools) are those establishments with at least one Childsmile Nursery or School fluoride varnish application session during the reporting period.
SIMD	<p>Scottish Index of Multiple Deprivation – The measure of deprivation used throughout this report is the 2016 population-weighted Scottish Index of Multiple Deprivation (SIMD). The Index considers 38 indicators to provide a relative measure of deprivation. The index is presented by SIMD quintile (a quintile describes a fifth of the population) with SIMD 1 being the most deprived quintile and SIMD 5 being the least deprived quintile.</p> <p>Health Board (local) SIMD is used for Childsmile Nursery and School as Health Boards utilise the local SIMD index for targeting within this part of the programme.</p>
Targeted children in participating nurseries/schools	<p>The number of targeted children in participating nurseries and schools is derived from the Childsmile@HIC system class lists.</p> <p>The number of targeted children in schools relates to the children in the primary years groups reached by the Childsmile teams in participating schools, e.g. Childsmile teams may have reached up to Primary 5 classes and children in primaries 1, 2, 3, 4 and 5 will be included in the figures.</p>
Total number of children (of nursery age, P1-P2 and P1-P4 age) in population	<p>The population baselines for 2012/13 in this report are based on Small Area Population Estimates at 30 June 2011 (based on the 2001 Census). The baselines for 2013/14 and 2014/15 in this report are based on Small Area Population Estimates at 30 June 2013 (based on the 2011 Census), for 2015/16 – on Small Area Population Estimates at 30 June 2015 (2011 Census), and for 2016/17 based on Small Area Population Estimates at 30 June 2016 (2011 Census), which were provided by the National Records of Scotland (NRS; http://www.nrscotland.gov.uk) for each datazone by single year of age.</p> <p>In this report the total nursery age (3- and 4-year-olds) and cumulative P1-P2 and P1-P4 age populations are used.</p>
Unknown SIMD	If a postcode is missing from a child's record or is incorrect, the record cannot be assigned to a SIMD quintile, Children with incorrect/missing postcodes are reported under the "Unknown SIMD" sections of the relevant graphs.

Childsmile Practice

Term	Definition
Childsmile Practice	The Childsmile Practice programme is a universally accessible child-centred NHS dental service. As part of the Childsmile Practice pathway the programme is introduced to the family by the health visitor who will refer them straight to a dental practice or to a dental health support worker (DHSW). DHSWs will give additional oral health support to children and families most in need and make a first appointment for the child with a local Childsmile dental service, where a programme of Childsmile care, tailored to meet the needs of the individual child, will be provided by the dental team.
Children receiving dietary advice	Children receiving dietary advice are those children who received at least one dietary advice from a dentist or dental care professional within the reporting period. Numbers are reported separately for 0-2 years old children and 3-5 years old children (inclusive).
Children receiving toothbrushing instruction	Children receiving toothbrushing instruction are those children who received toothbrushing instruction from a dentist or dental care professional at least once within the reporting period. Numbers are reported separately for 0-2 years old children and 3-5 years old children (inclusive).
Children referred to DHSW (as recorded on HIC by DHSWs)	Children referred to DHSW by a health visitor, clinic (e.g. recruitment at a weaning fayre or mother & toddler group), dentist, by the NHS 24 service, via self-referral or other route (e.g. or a promotional event), as recorded by Childsmile staff on the HIC system.
Children registered with an NHS dentist	Data on total numbers of children registered with an NHS dentist are supplied by the Information Services Division (ISD): http://www.isdscotland.org/Health-Topics/Dental-Care/General-Dental-Service/registration-and-participation.asp Note that for this report the data on dental registrations (by SIMD by single year of age) as at 30 th September 2016 were provided by ISD on request.
Children registered / will register with own dentist	Children registered/will register with own dentist are children contacted by a DHSW whose parents/guardians advised that the child was registered / would register with own dentist (i.e. self-reported data). These children did not have a dental appointment arranged by a DHSW.
Children successfully contacted by DHSW	Children successfully contacted by DHSW are all children/families contacted by DHSW via a home visit, clinic, a telephone call or by other means (e.g. a promotional event), and for whom an "Appointment Kept" or "Declined on the day – Refused Childsmile" result was recorded.
Children with a Childsmile dental appointment arranged	Children with a Childsmile dental appointment arranged are those children whose families were contacted by a DHSW and who were assisted in booking an appointment at a dental practice delivering Childsmile.
Children with <i>at least one</i> fluoride varnish application (FVA)	Children with at least one FVA are those 2-5 years old children (inclusive) who received a FVA from a dentist or dental care professional, within the reporting period.
Children with <i>two or more</i> FVAs	Children with two or more FVAs (made by a dentist or dental care professional) are those 2-5 years old children (inclusive) who had received at least one FVA within the reporting period and who had also received another FVA in the 12 months prior to that application.

Childsmile Practice (continued)

Term	Definition
Dietary advice	Dietary advice is giving families information on nutrition and drinks (to prevent decay) to foster good oral health behaviour. All contacts within the dental practice offer the opportunity for the whole dental team to inform families of the key oral health messages.
Fluoride varnish application (FVA)	Practices are expected to provide fluoride varnish application to the teeth of all children twice yearly, from the age of 2 (provided an appropriate medical history is available and deemed satisfactory). This is recommended by the Scottish Dental Clinical Effectiveness Programme (SDCEP) Prevention and Management of Dental Caries in Children guidance.
GDS (General Dental Services) dental practices delivering Childsmile interventions	Dental practices delivering Childsmile interventions are those independent contractor GDS practices that have delivered any of the Childsmile interventions (toothbrushing instruction, dietary advice or fluoride varnish application) within the reporting period. ISD are unable to report robust PDS data therefore the total number of PDS practices delivering Childsmile interventions cannot be reported.
Independent contractor GDS (independent contractor General Dental Services)	Independent contractor General Dental Services are independent practices contracted to work on behalf of local NHS Boards. Independent contractor GDS were called non-salaried GDS in previous reports.
PDS (Public Dental Service)	From 1 January 2014, dentists employed by their local NHS Board provide dental care and treatment under what is known as the Public Dental Service (PDS). PDS includes all Scottish salaried dentists (formerly Community Dental Services and Salaried General Dental Services). PDS is a complementary service to general dental practice. In practice this means serving all priority groups, including children or adults who cannot obtain treatment from a general dental practice, people with special needs, patients requiring specialised services including surgical dentistry, paedodontics, and services for anxiety including sedation and general anaesthetics. They also assist with patients who are restricted to their homes or hospitalised.
SIMD	Scottish Index of Multiple Deprivation – The measure of deprivation used throughout this report is the population-weighted Scottish Index of Multiple Deprivation (SIMD). The Index considers 38 indicators to provide a relative measure of deprivation. The index is presented by SIMD quintile (a quintile describes a fifth of the population) with SIMD 1 being the most deprived quintile and SIMD 5 being the least deprived quintile. SIMD 2012 was used for 2012/13–2014/15 and SIMD 2016 was used for reporting 2015/16 and 2016/17 data. National SIMD is used for Childsmile Practice as payments are processed for General Dental Practitioners using the national SIMD index.
Toothbrushing instruction	Toothbrushing instruction is giving families information on when to brush, types of brush and toothpaste to use, amount of toothpaste to use, methods and demonstrations of brushing, and parents brushing their child’s teeth to demonstrate skill acquisition. All contacts within the dental practice offer the opportunity for the whole dental team to inform families of the key oral health messages.
Total number of independent contractor GDS practices	The total numbers of independent contractor general dental practices as at 31st March 2017 were supplied by ISD Scotland, MIDAS (extracted in November 2017).

Childsmile Practice (continued)

Term	Definition
Unknown NHS Board	If a postcode is missing from a child's record or is incorrect, the record cannot be assigned to a health board. All children with incorrect/missing postcodes are reported under "Unknown NHS Board" section of the relevant graphs.
Unknown SIMD	If a postcode is missing from a child's record or is incorrect, the record cannot be assigned to a SIMD quintile, Children with incorrect/missing postcodes are reported under the "Unknown SIMD" sections of the relevant graphs.

Childsmile Workforce

Term	Definition
DHSW	Dental Health Support Workers are employed by NHS Boards and are responsible for liaising with families, health visitor teams, nurseries, schools and dental practices with regards to Childsmile.
EDDN	Extended Duty Dental Nurses may be employed by NHS Boards or independent contractors (family dentists) and provide preventive advice and regular Fluoride Varnish applications.

This report was prepared by the Central Evaluation and Research Team (University of Glasgow).

Data supplied by:

Health Informatics Centre, Dental Health Services & Research Unit (University of Dundee);
Information Services Division, NHS National Services Scotland, Edinburgh;
National Health Service Education for Scotland;
Childsmile coordinators / Childsmile teams in NHS Boards.

November 2017



This Childsmile National Headline Data Report is licensed under a Creative Commons Attribution-NonCommercial 3.0 Unported License, which permits use, distribution, and reproduction in any medium, provided the original work is properly cited, the use is non commercial and is otherwise in compliance with the license.

The Legal Code (full license) can be found here: <http://creativecommons.org/licenses/by-nc/3.0/legalcode>

In particular, permission to reproduce this report is granted to NHS Scotland staff.

If you require any further information please contact:

Yulia Anopa
Childsmile Quantitative Research Associate

Tel No: 0141 211 9853
E-mail: yulia.anopa@glasgow.ac.uk